




**QUEST
LEARNING
OBSERVATORY**



Learning Futures	5
Why QLO?	11
The Architecture of Regeneration	17
Materiality & Sustainability	23
Energy, Climate and Efficiency	35
Exploring QLO	41
Regenerative Landscapes	51
Movement, Food, and Everyday Use	57
Inclusion, Accessibility, and Care	63
Shared Culture, Responsibility, and Ethics	67
Behind the Build	71

The Observer
© Quest Alliance 2026

Design: Nia Thandapani
Editorial Direction: Ranjini Rao
Major photography: Vivek Muthuramalingam
Interior photography for *Exploring QLO* image 1:
Shamanth Patil

With thanks to Saairah Kapoor, who interned with us during the summer and who patiently and diligently helped with the content creation.

Every effort has been made to ensure that the information in this publication is correct at the time of printing.


Building this book

How is a book like a building? In more ways than you would imagine. Making a physical book, like designing a building, involves taking ideas on how we use materials, how things feel in our hands, how we navigate, and shaping all of that into something real. And in 2025, choosing to make a book in itself is a conscious act, for it uses resources, and those choices matter. This book takes that seriously, just as QLO does, through eco-friendly papers, small production runs, and slower, more hands-on ways of making.

QLO is full of hidden corners and unexpected passages, places where people cross paths, pause, and start conversations. The building quietly encourages connection and curiosity. And physical environments really do shape how we think: the way we enter a room, the light in a hallway, the feel of a bench or stair; somehow, all of it changes how we move, notice, and understand. This book hopes to offer that same kind of experience in its own small, tactile way.


Making a physical book is also a request for a very particular kind of attention. In a world overflowing with noise, a book is a quiet object. It asks you to slow down, explore closely, and understand something on your own terms.

This book is imagined in layers, letting each reader choose how deep to go. It reflects its own ideas through experience, and most of all, uses play, curiosity, and exploration as ways of learning and reflecting, much like QLO itself.



Learning Futures

Origins & Aspirations of QLO




When we first began imagining the Quest Learning Observatory, we knew it had to be centered around the idea of possibilities, a space where learning could be redefined and rooted in curiosity.

At Quest Alliance, we've long worked to make learning self-initiated and relevant to the world we live in today and what we will inhabit in the future. But I often wondered: could a physical space hold a series of experimental projects where educators, artists, researchers, and young people could gather without the boundaries of disciplines and topics reining them in?

The idea grew from a single thought to a design on the drawing board. It was quite simple: to create a space inspired by living systems that is organic, adaptive, and interconnected—designed to nurture regenerative cultures.

The Journey

Through the journey of making QLO, I have experienced moments that have both humbled and energized me. What began as sketches on paper slowly transformed into deep conversations about land, community, design, and purpose. Today, each brick, tile, and corner at QLO bears the imprint of those who believed in the idea: architects who cared about light and wind as much as structure, artists who imagined how learning might feel, not just look, and team members who navigated the fine line between chaos and creation.




As the place came to life, so did its intention. QLO is not just a building—it's a metaphor for learning itself: layered and evolving. It invites everyone who walks in to pause, reflect, make, and connect.

This book documents both the tangible creation of a physical space and the invisible work of reimagining education itself. It introduces the facilitators, makers, and collaborators who shaped QLO through their questions, experiments, and daily commitment. The real architecture isn't just the building, but the community of practice, patience, and shared belief that gave it life.

Beyond blueprints and design elements, the heart of the place lies in small gestures: a stool moved so a chair could be positioned, shared meals during collaborative operation fueled by a sense of shared purpose. Failure becomes a learning opportunity, and the community of practice becomes a community of care. While this spirit of learning is the heart of the place, it is the experiences and ideas of the people who breathe life into it that truly matter.

Our Vision

It is my sincere hope that we can create an ecosystem where ideas are shared, failure is perceived as a learning opportunity, and space that sparks learning through art, design, and self approach to learning. We want to create a space for reflection—it's not just about creating the future. Here, we don't just observe or predict what learning might become; we prototype it, test it, and bring it to life.



As the place came to life, so did its intention. QLO is not just a building—it's a metaphor for learning itself: layered and evolving. It invites everyone who walks in to pause, reflect, make, and connect.

This book documents both the tangible creation of a physical space and the invisible work of reimagining education itself. It introduces the facilitators, makers, and collaborators who shaped QLO through their questions, experiments, and daily commitment. The real architecture isn't just the building, but the community of practice, patience, and shared belief that gave it life.

Beyond blueprints and design elements, the heart of QLO lives in small gestures: a stool moved so a child could reach a workstation, shared meals during long days. Design here is a collective operation fueled by curiosity and earnestness, where failure becomes course correction and learning becomes a community habit. While this space stands as a hub for learning experiences and ideas for a better future, it is the people who breathe life into it.

Our Vision

It is my sincere hope that QLO continues to grow as an ecosystem where ideas can grow wings and where failure is perceived as part of learning. We imagine it as a space that sparks new collaborations, where learning meets people and life in unexpected ways—through art, food, conversation, and a do-it-yourself approach to everyday life.

But QLO is more than a space for reflection—it is a place for actively creating the future. Here, we don't just observe or predict what learning might become; we prototype it, test it, and bring it to life.

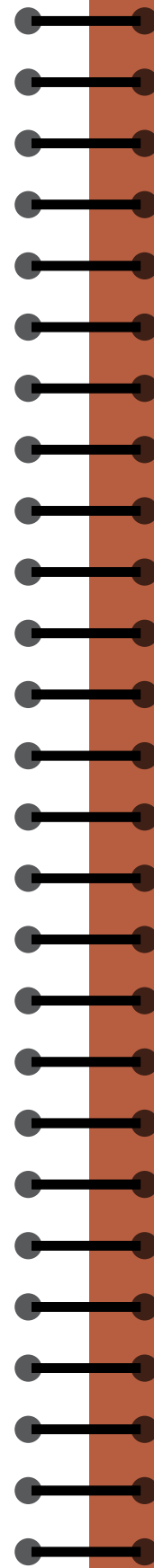
Every workshop, every experiment, every conversation is an act of world-building. We believe the future is not something that happens to us, but something we shape together through our choices, our creativity, and our willingness to try new paths.

The Invitation


If QLO can inspire even a few people to think differently about what learning is and will be in the future—and beyond that, to see it as lived experience—then I believe we're on the right path.

But our vision extends beyond these walls. We hope to play a role in shaping other learning observatories around the country, each embodying the same spirit of curiosity, experimentation, and regenerative practice. Imagine a network of spaces where learning is redefined, where communities come together to actively create their futures, and where the principles we're exploring here take root in diverse contexts and landscapes.

Together, we are reimagining what it means to learn, to create, and to grow.



Why QLO?



Genesis of QLO

Reimagining Work and Learning Spaces


What if a building could breathe? That it could listen to the wind, grow with the sun, learn from the soil and pulse with the rhythm of the people who move through it. That is the Quest Learning Observatory (QLO) – a future-sensing space inviting us to reimagine work and learning in response to today’s complex and interconnected challenges. It brings together the curious and committed, the skilled and unskilled, the thinkers and tinkerers, to engage in the process of learning, unlearning and reimagining. At its heart, QLO

“Interdisciplinary observatories are often joint initiatives set up to conduct deep research, generate relevant knowledge, and collect good practices. They bring together the right people and resources to address challenges and create new opportunities. What sets them apart is that they seek and offer a wide and deep view across disciplines, allowing them to have the ability to look beyond. Learning is a process that leads to change. We are living in a time of accelerated change and there is an urgent need to pivot society towards a livable and thriving future for all of us. We need to unlearn and relearn in order to bring shifts in industries, organisations and individuals towards more responsible ecological, social, political and economic perspectives and action. The Observatory will be an active learning site around principles, practices and experiences that inspire transformation and a consciousness shift towards a future that cares for people and the planet, by learning from systems of renewal and regeneration in nature.”

at regenerative practices are
inable futures. Reflected in
and its everyday use, the
and regeneration, functioning
and evolving ecosystem that
u and because of you.

ted change – ecologically,
ms that shape us are shifting.
viable, thriving and just, we
eed to observe with depth,
ore we act. Observatories
ion. They are interdisciplinary
deep research, generate
bibe good practices. What
mbodies change, a space
nd reconnects us to the





Genesis of QLO

Reimagining Work and Learning Spaces

What if a building could breathe? That it could listen to the wind, grow with the sun, learn from the soil and pulse with the rhythm of the people who move through it. That is the Quest Learning Observatory (QLO) – a future-sensing space inviting us to reimagine work and learning in response to today's complex and interconnected challenges. It brings together the curious and committed, the skilled and unskilled, the thinkers and tinkerers, to engage in the process of learning, unlearning and reimagining. At its heart, QLO is grounded in the belief that regenerative practices are essential for creating sustainable futures. Reflected in the architectural decisions and its everyday use, the space embodies circularity and regeneration, functioning as a self-healing, dynamic and evolving ecosystem that grows with you, through you and because of you.

Why an Observatory? What Makes it Different?

Living in a time of accelerated change – ecologically, socially, politically, the systems that shape us are shifting. To create a future that is livable, thriving and just, we cannot merely adapt, we need to observe with depth, slowness and curiosity before we act. Observatories have long been places of vision. They are interdisciplinary by nature, built to conduct deep research, generate relevant knowledge, and imbibe good practices. What makes it unique is that it embodies change, a space that regenerates, renews, and reconnects us to the

Why QLO?

world we're trying to rebuild, by developing the mindset and atmosphere for transformation. It nurtures a consciousness shift, toward more responsible ecological, social, political, and economic ways of being. QLO, an active site for observation, analysis and proactive engagement with the future, brings together the right people and resources to reorient ourselves, address today's challenges and uncover tomorrow's opportunities.

Vision

Regenerative Futures and Circular Design

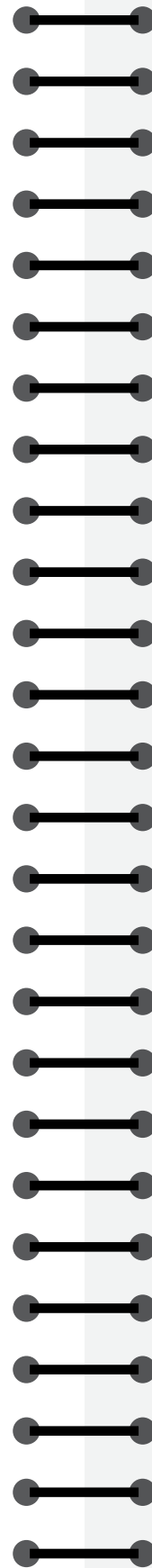
At the core of QLO's mission is the transformative power of regenerative practices. Drawing inspiration from nature and enduring cultures, QLO embodies renewal, self-healing, and self-organization. Like a living organism, QLO continually reimagines and relearns, catalyzing a journey towards authentic sustainability. This idea transcends environmental concerns, shaping work practices, personal well-being, and organizational structures.

From a design perspective to everyday usage, QLO upholds the principles of circular design and living architecture.

Designed for Circularity

Every stage of QLO's life cycle: construction, operation, and beyond, was shaped by a circular mindset.

— **Construction:** The building is modular and conceptualized as a material bank – every wall, surface, and component can be dismantled, reused, or repurposed. Materials were sourced locally to reduce carbon footprint from transportation, and built with low-impact, energy-efficient frameworks.



- **Operation:** When in use, the building continues to adapt and transform. Smart systems measure energy consumption and air quality, allowing for localized control and optimal use of resources.
- **End of Life:** Even its eventual disassembly is planned. The structure is designed to return its materials to circulation, minimizing waste and supporting tangents.

A Living, Breathing Space

QLO's facades and greened spaces soften the boundaries between indoors and outdoors. Courtyards, terraces, and open areas invite natural light, air, and plant life in, making the building integral to the ecosystem rather than a barrier to it.

Learning from the Future

QLO demonstrates that sustainable design is not static; rather, it evolves, measures, and regenerates. It is a model for regenerative futures, inviting every learner and visitor to experience what's possible when design is circular and not essentially linear – and when buildings, like people, are built to grow, adapt, and more importantly, give back.



Who is this Space for?

QLO was designed to bring together the youth, educators, artists, researchers, designers, technologists, leaders, policy makers, funders, industry, civil society organisations as well as neighbourhood community members whose curiosity and passion drive them to make a difference. However, in truth, QLO is not limited to any one of these groups. It is open to those who believe that learning doesn't just happen in classrooms;

world we're trying to rebuild, by developing the mindset and atmosphere for transformation. It nurtures a consciousness shift, toward more responsible ecological, social, political, and economic ways of being. QLO, an active site for observation, analysis and proactive engagement with the future, brings together the right people and resources to reorient ourselves, address today's challenges and uncover tomorrow's opportunities.

Vision

Regenerative Futures and Circular Design

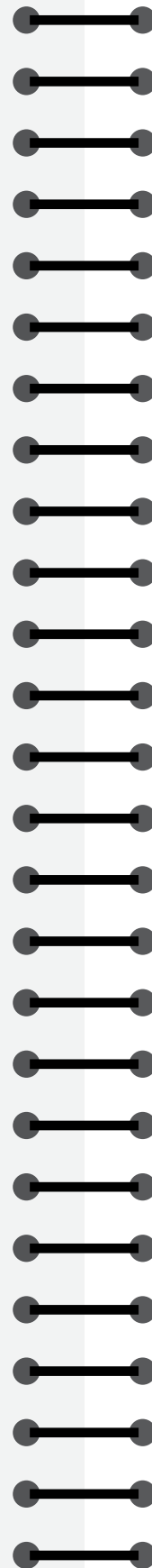
At the core of QLO's mission is the transformative power of regenerative practices. Drawing inspiration from nature and enduring cultures, QLO embodies renewal, self-healing, and self-organization. Like a living organism, QLO continually reimagines and relearns, catalyzing a journey towards authentic sustainability. This idea transcends environmental concerns, shaping work practices, personal well-being, and organizational structures.

From a design perspective to everyday usage, QLO upholds the principles of circular design and living architecture.

Designed for Circularity

Every stage of QLO's life cycle: construction, operation, and beyond, was shaped by a circular mindset.

— **Construction:** The building is modular and conceptualized as a material bank – every wall, surface, and component can be dismantled, reused, or repurposed. Materials were sourced locally to reduce carbon footprint from transportation, and built with low-impact, energy-efficient frameworks.



- **Operation:** When in use, the building continues to adapt and transform. Smart systems measure energy consumption and air quality, allowing for localized control and optimal use of resources.
- **End of Life:** Even its eventual disassembly is planned. The structure is designed to return its materials to circulation, minimizing waste and supporting tangents.

A Living, Breathing Space

QLO's facades and greened spaces soften the boundaries between indoors and outdoors. Courtyards, terraces, and open areas invite natural light, air, and plant life in, making the building integral to the ecosystem rather than a barrier to it.

Learning from the Future

QLO demonstrates that sustainable design is not static, rather, it evolves, measures, and regenerates. It is a model for regenerative futures, inviting every learner and visitor to experience what's possible when design is circular, and not essentially linear – and when buildings, like people, are built to grow, adapt, and more importantly, give back.

Who is this Space for?

QLO was designed to bring together the youth, educators, artists, researchers, designers, technologists, leaders, policy makers, funders, industry, civil society organisations as well as neighbourhood community members whose curiosity and passion drive them to make a difference. However, in truth, QLO is not limited to any one of these groups. It is open to those who believe that learning doesn't just happen in classrooms;

Why QLO?

rather, that it happens in gardens, over coffee, in failure, and through rest and conversation. Anyone who is willing to engage with the world curiously and collaboratively.

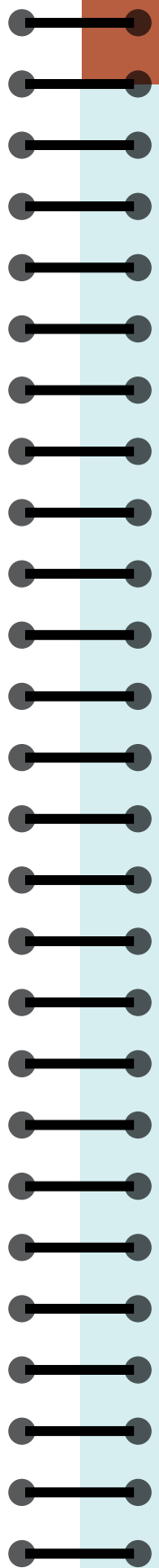
Building Community Through Space

QLO cultivates a spirit of community through the space – the architecture, the garden, the kitchen and the work spaces are designed to invite connection. No individual cubicles or private offices – instead, there are open desks, resting spaces, shared tables and kitchen counters. The building indirectly nudges us towards informal exchanges, collective ideating and a shared work ethic.

Designing for Change

A Space that Evolves with its People

This space was structured to support evolving ways of working, learning, making and connecting. It stays in motion, remains alive, relevant and dynamic. QLO grows with its people – as people change, needs shift, and new ideas emerge, the space is ready to meet them, recognising that it must move with its community, and not around it. This adaptability is not accidental, it is architectural, cultural, and conscious. Even the surrounding landscape participates in this evolution, responding to seasons, utilising natural elements for endurance, learning from climate data, adjusting paths and plantings to nurture resilience.



DESIGN NOTES

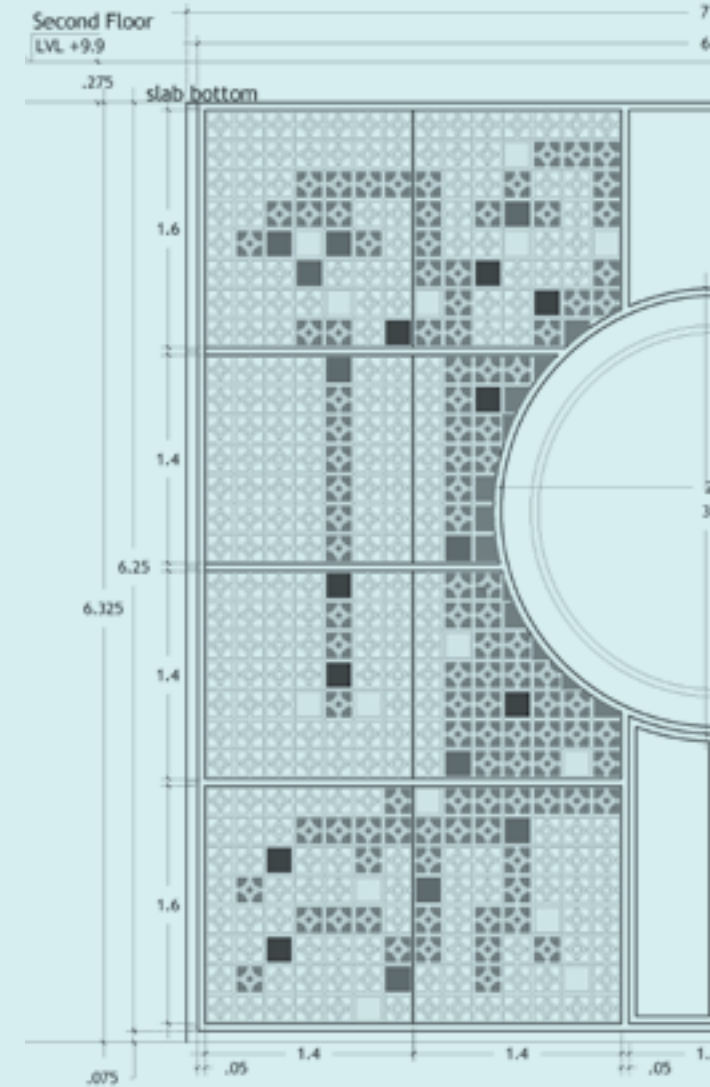
Presentation
Double Height Jaali
Wall Detail


Collaborator
GoodEarth

2022

108

After spending fifteen years in their old office, fondly known as 108, the Quest Alliance team had some anxiety about leaving a space that had become so deeply familiar. They hoped to carry its spirit into the new environment, and explored different ways to honour that legacy. One idea that stood out from the rest was to weave the number 108 into the pattern of the Atrium wall at QLO, marking a piece of their history in the new space.









DESIGN NOTES

Presentation
Regenerative
Forest Garden

Collaborator
Ananas

2022

Quest Alliance- Design Document




History of the land

Kambipura is a village which is situated in south Bangalore, adjacent to Kengeri a suburban area. Agriculture was the main profession of the people historically. The locality Kumbalgodu falls in Bengaluru Urban district situated in Karnataka state

Kengeri comes from 'Kempu Neerina Kere' which translates to Red water tank which used to be an old lake. During Tipu's reign kengeri was an important centre for sericulture, but currently the area is a satellite township with colleges and residential areas, surrounded by a few coconut farms.

The Malhar region was mainly a grazing grassland and was grazed by cows owned by the father from the church. Before the church took ownership of the land, it used to be farmland where ragi was grown. There are small traces of the dry-deciduous jungles and riparian forests with streams in the neighbouring land with yores of the wild cats, leopards, bears, jackals and reptiles that were once spotted in the area.

Historical satellite data shows the vanishing Vishwabawati river and riparian forest disappear after 1985. From 2012 rapid urbanisation starts and 2018-19 have the least greecover but surprisingly 2020 onwards shows growing green cover and water bodies indicating the recovery and growth of these protected zones



2000

2019

DESIGN NOTES

Presentation
Regenerative
Forest Garden

Collaborator
Ananas

2022

Quest Alliance- Design Document



History of the land



2010



2015

Rapid decline in Flora, agriculture land and slow disappearance of lakes in the locality.

DESIGN NOTES

Presentation
Regenerative
Forest Garden

Collaborator
Ananas

2022

Quest Alliance- Design Document



History of the land

Like many other areas victims to rapid urbanization Kengeri and Kambipura also witnessed a drastic fall in forests, riparian zones and greenery. Lakes, streams and tributaries also seemed to vanish with time. There continues to be a decline in forest areas as we can see the reminiscence of the once glorious Turahalli Forest that now exists in bits and pieces.

However as observed in the map below there is active work in enriching the biodiversity of the space and working on recreating the riparian zones.



a living system **2022**ts own merit.

There is much work to be done to bring back the immense biodiversity that the area supports and protecting the existing lakes & riparian zones from disappearing.

Conscious Construction

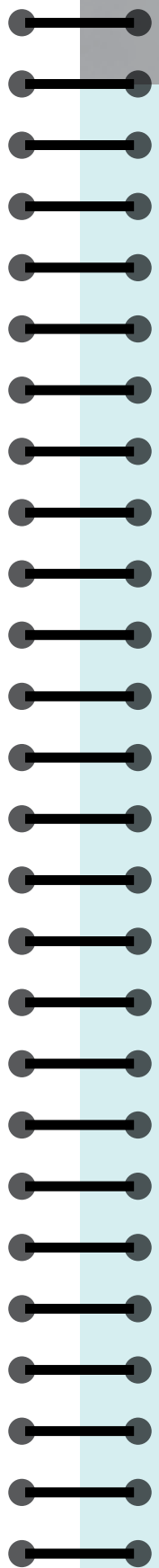
See Design Notes: *Net Zero*

QLO was constructed with a commitment to regenerative principles and environmental responsibility. Every material choice and process was carefully considered to reduce harmful ecological impact and introduce the concept of circularity. From sun-baked bricks to re-used wood, and carbon-absorbing tiles to solar aligned roofs, the building stands for low-energy consumption processes, reuse-able materials, and locally rooted craftsmanship.

Spatial Planning and Design

See Design Notes: *GoodEarth & The Busride Floor Plans*

The spatial planning of QLO is less about fixed rooms and more about creating flows. The building is organised into open zones for work, rest, making and gathering, but the boundaries between them are soft. Instead of rigid walls, there are open desks, movable partitions, flexible studios, and in-between spaces that invite informal conversations. The idea is that learning doesn't just happen in classrooms, it happens on staircases, in gardens, over food, and during pauses. Circulation paths were planned so that people naturally cross each other, share moments, and find the joy of unexpected encounters. The flow of air, light, and people are given equal importance, making the building less of a container and more of an ecosystem.

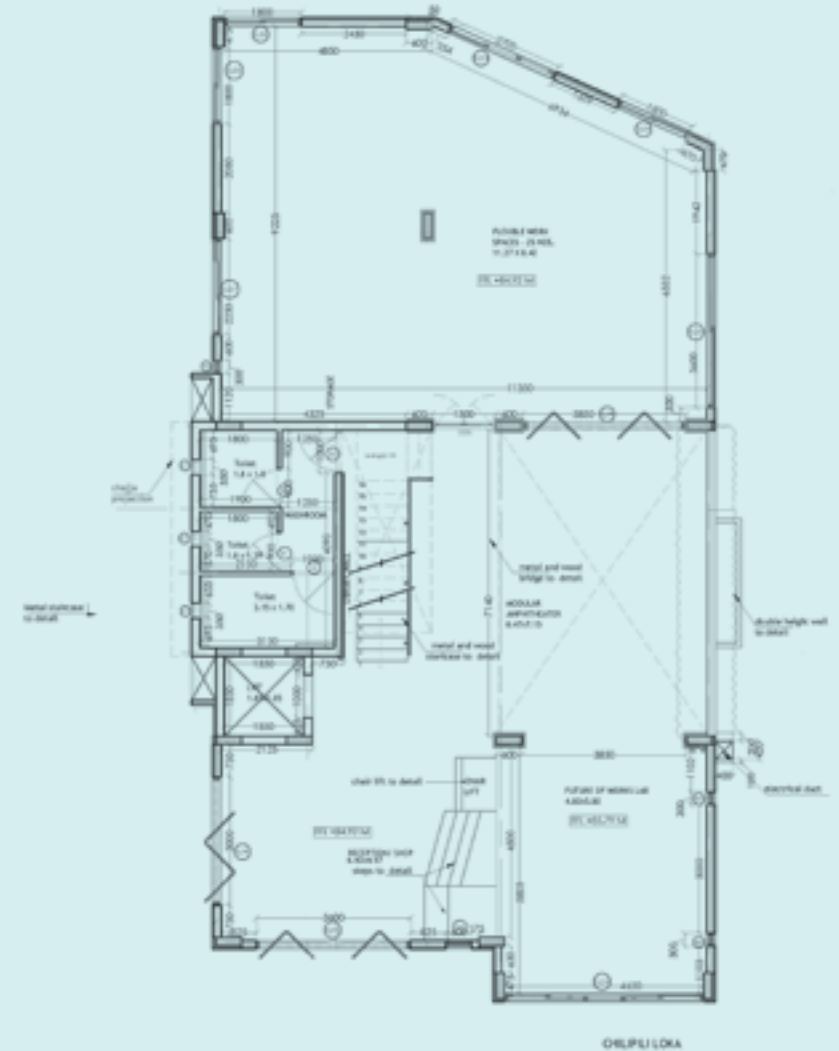


DESIGN NOTES

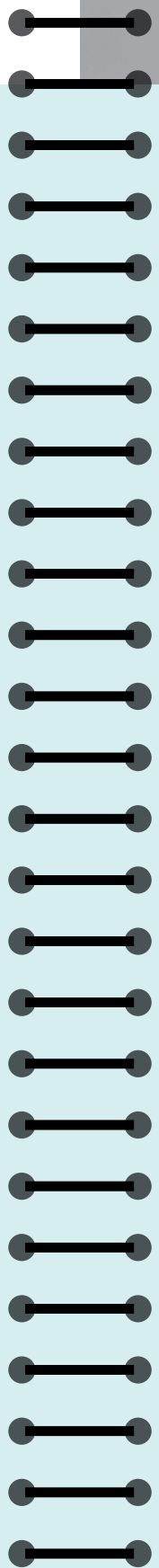
Presentation
Ground Floor Plan

Collaborator
GoodEarth

2022



LEVEL: GROUND

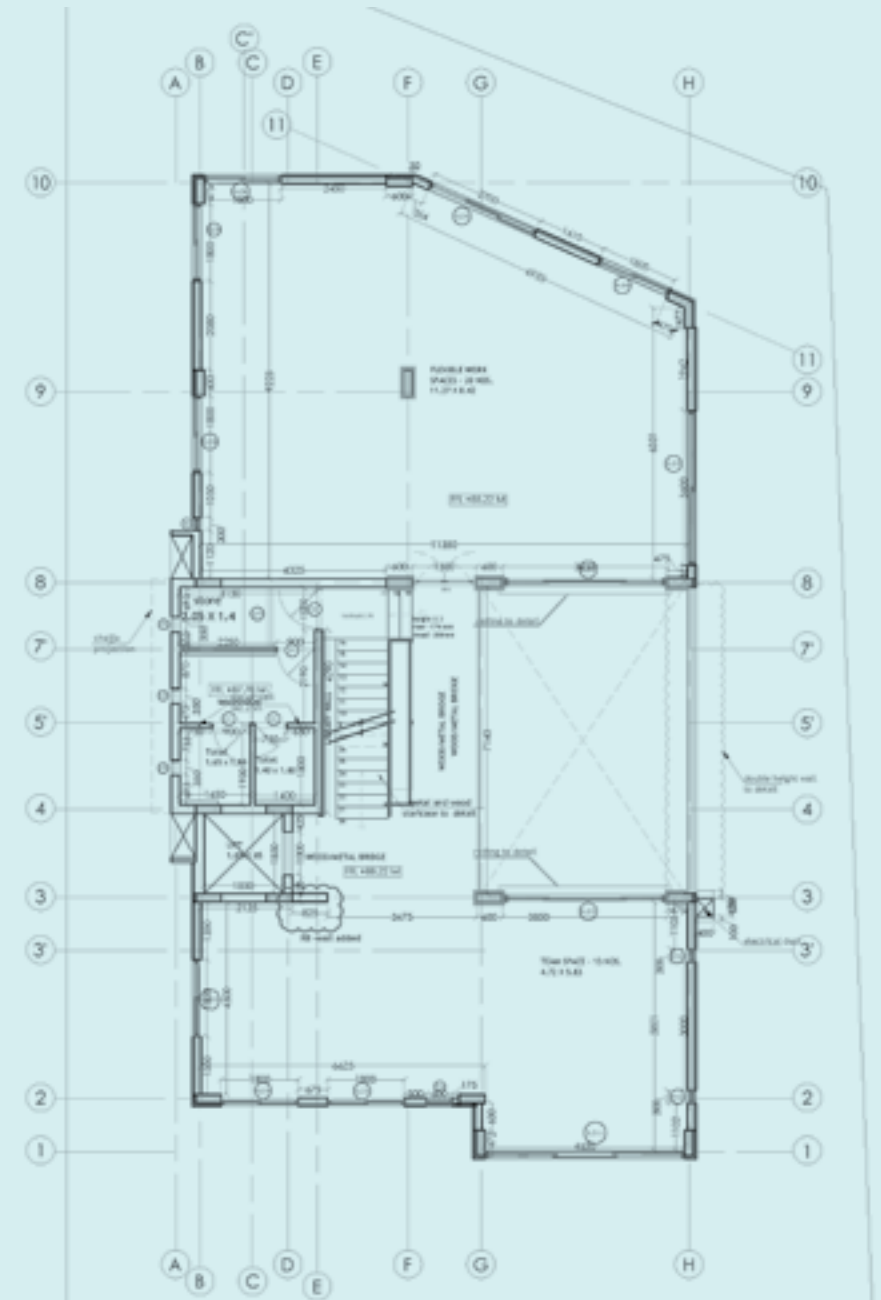


DESIGN NOTES

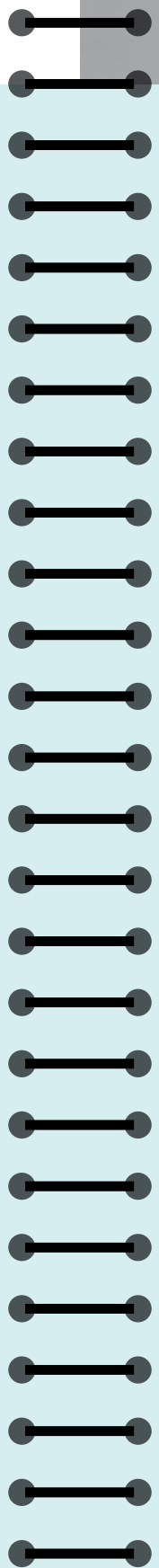
Presentation
Frist Floor Plan

Collaborator
GoodEarth

2022



LEVEL:
FIRST FLOOR

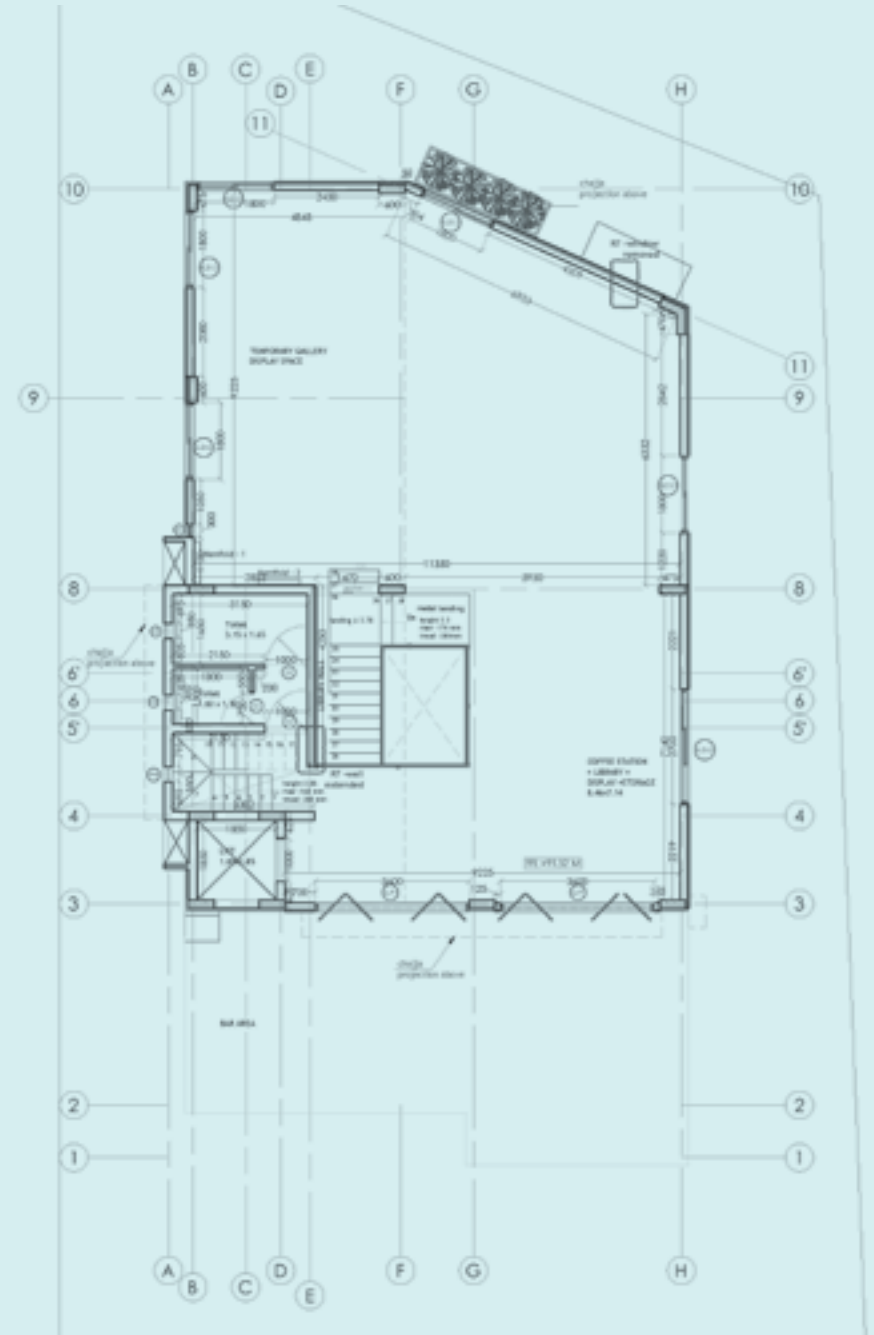


DESIGN NOTES

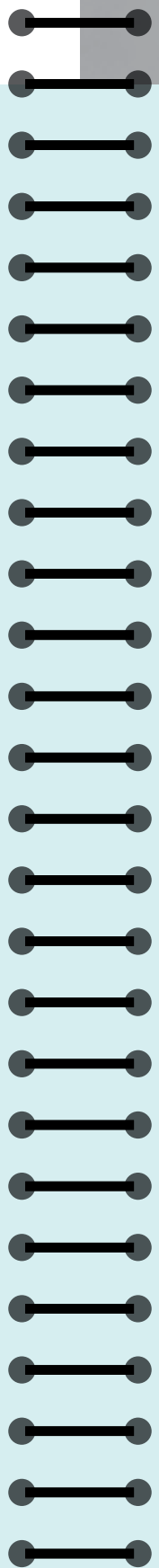
Presentation
Second Floor Plan

Collaborator
GoodEarth

2022



LEVEL:
SECOND FLOOR

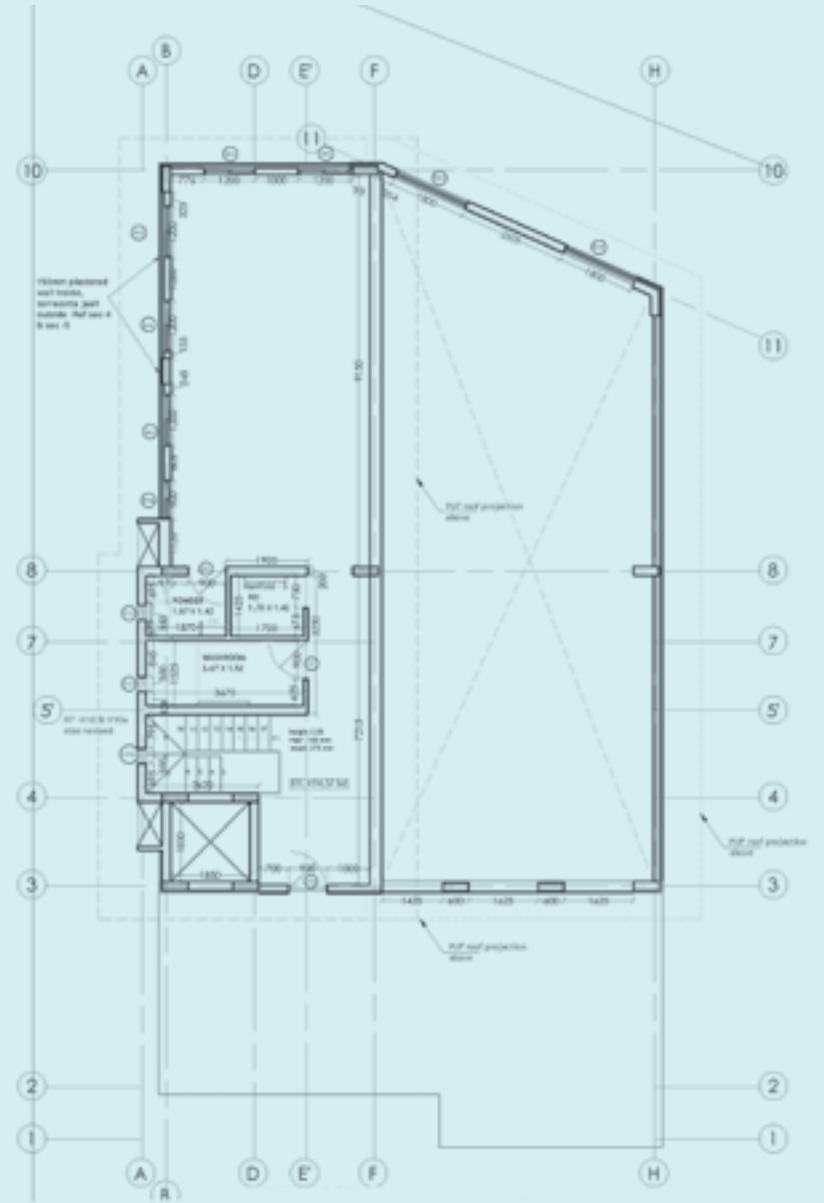


DESIGN NOTES

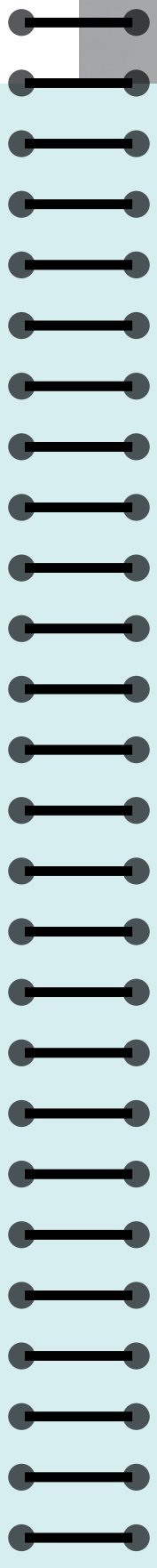
Presentation
Mezzanine Floor Plan

Collaborator
GoodEarth

2022



LEVEL:
MEZZANINE



DESIGN NOTES

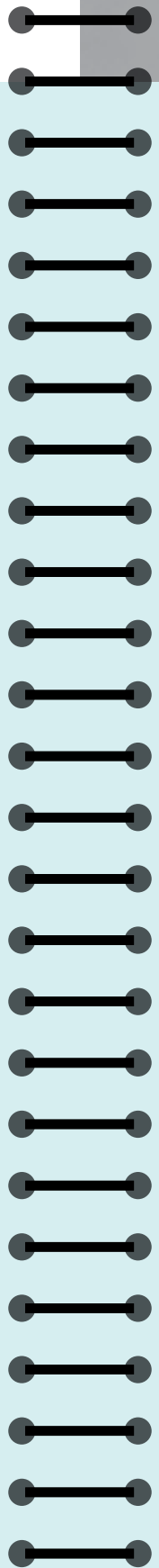
Presentation
Flooring Layouts

Collaborator
The Busride

2022

LEVEL:
GROUND






DESIGN NOTES

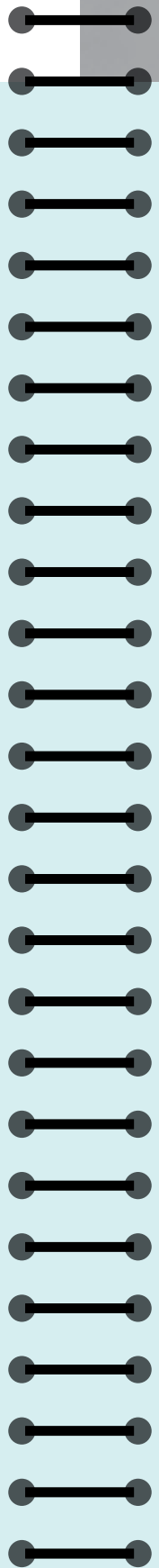
Presentation
Flooring Lvayouts

Collaborator
The Busride

2022

LEVEL:
FIRST FLOOR






DESIGN NOTES

Presentation
Furniture Layouts

Collaborator
The Busride

2022

LEVEL:
SECOND FLOOR

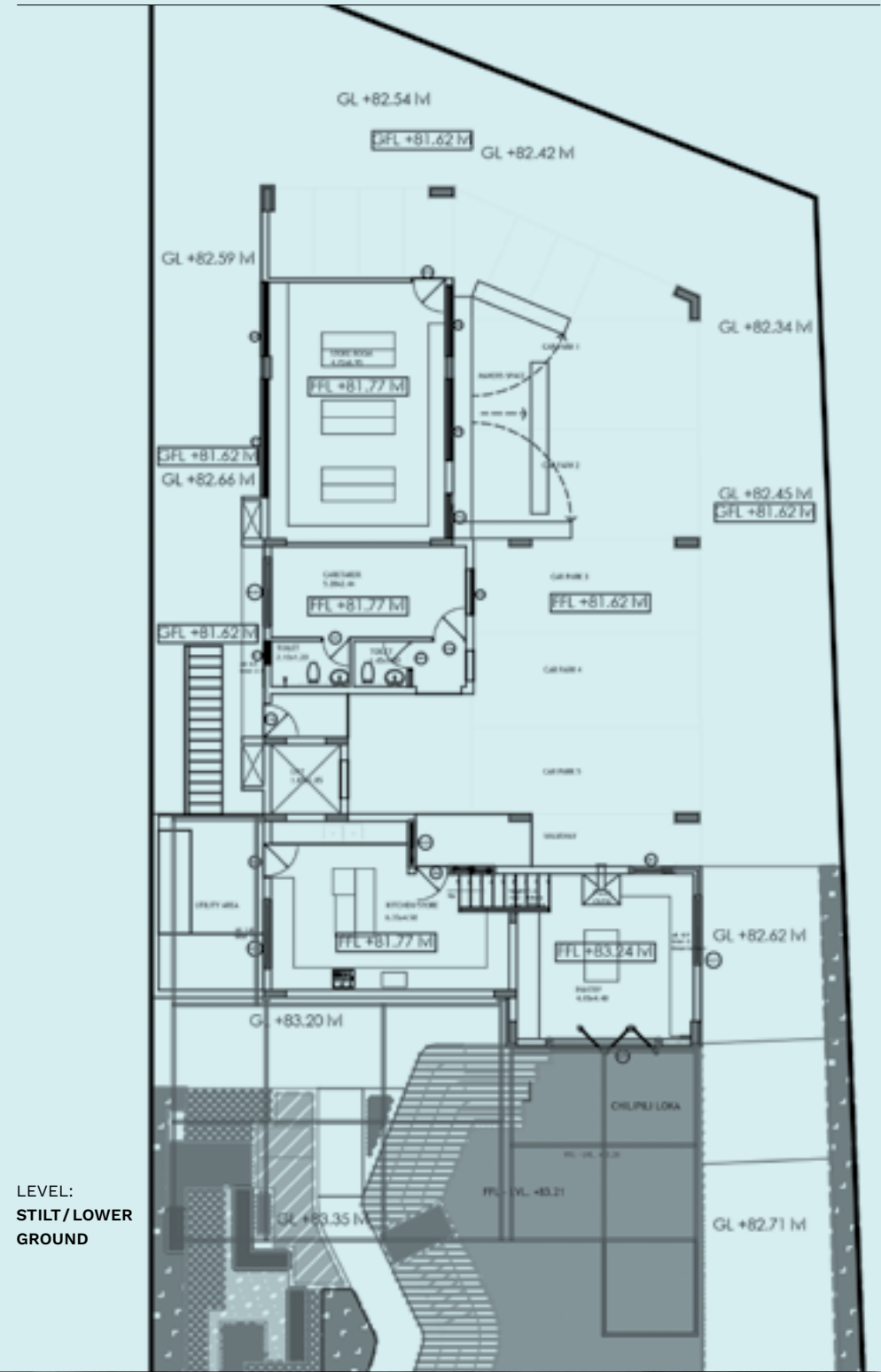


DESIGN NOTES

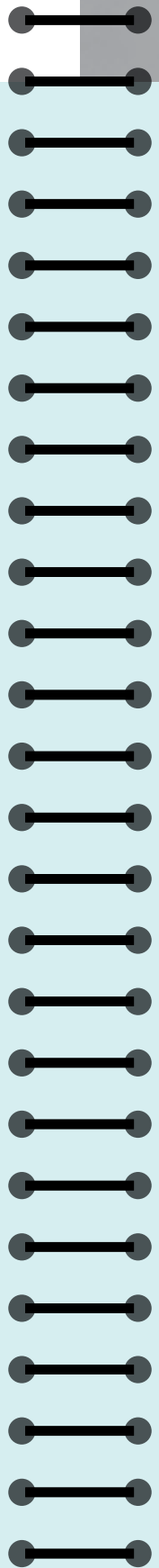
Presentation
Furniture Layouts

Collaborator
The Busride

2022



LEVEL:
STILT/LOWER
GROUND

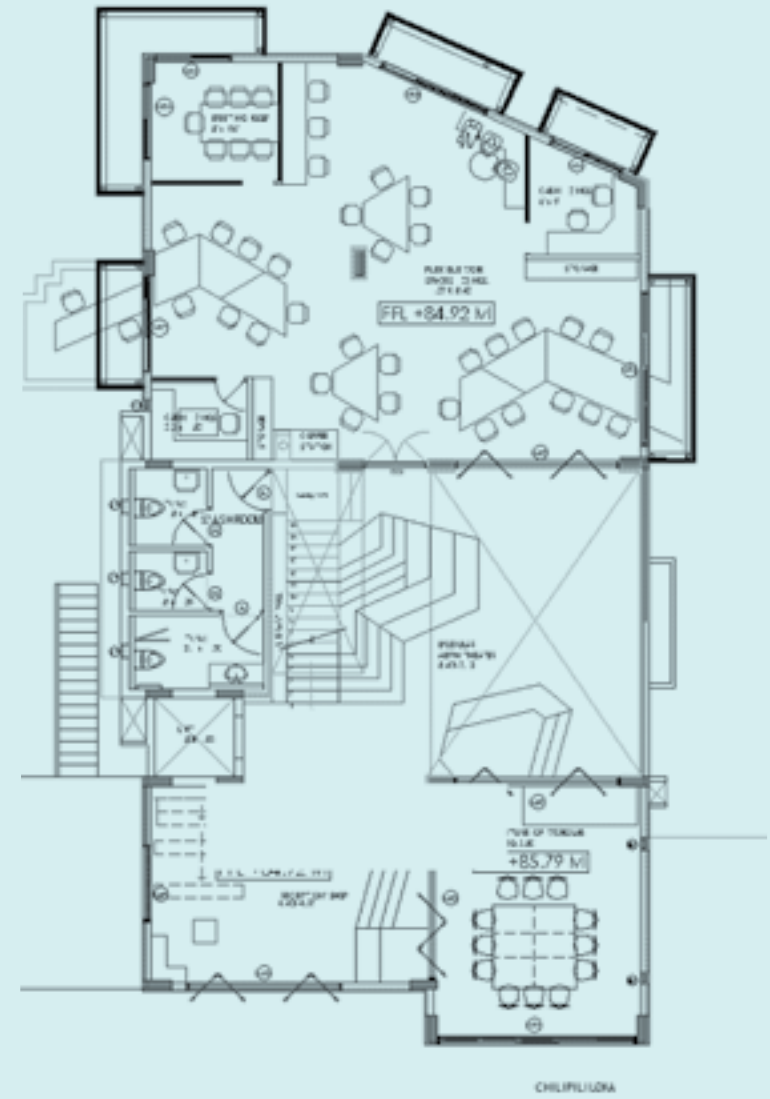


DESIGN NOTES

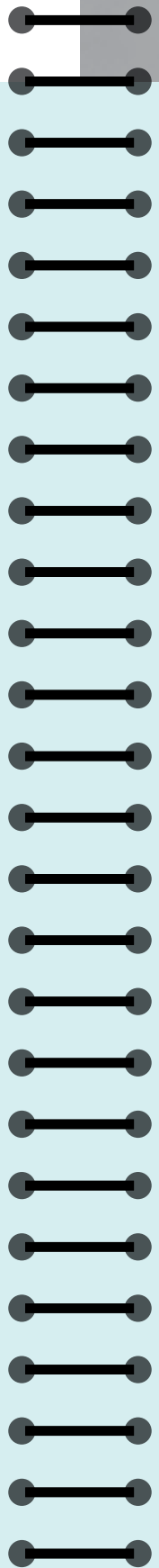
Presentation
Furniture Layouts

Collaborator
The Busride

2022



LEVEL: GROUND

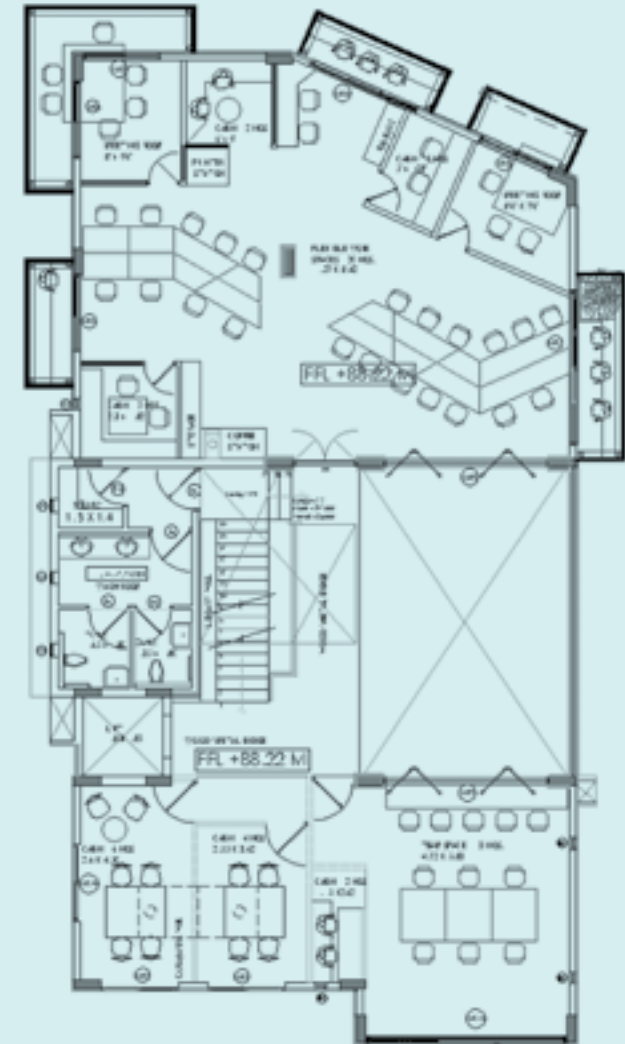


DESIGN NOTES

Presentation
Furniture Layouts

Collaborator
The Busride

2022



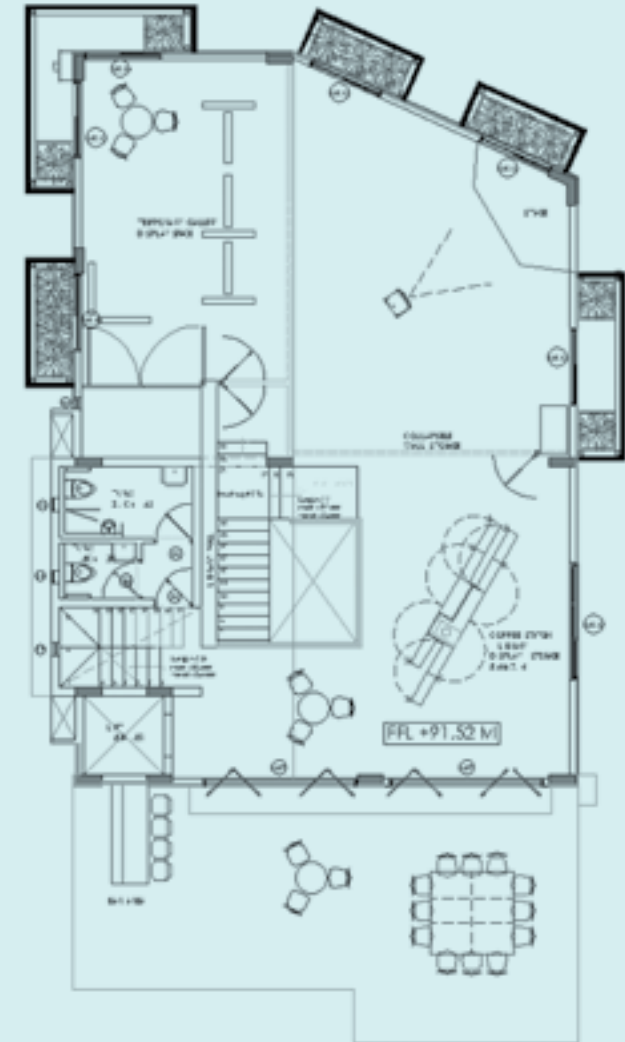
LEVEL:
FIRST FLOOR

DESIGN NOTES

Presentation
Furniture Layouts

Collaborator
The Busride

2022



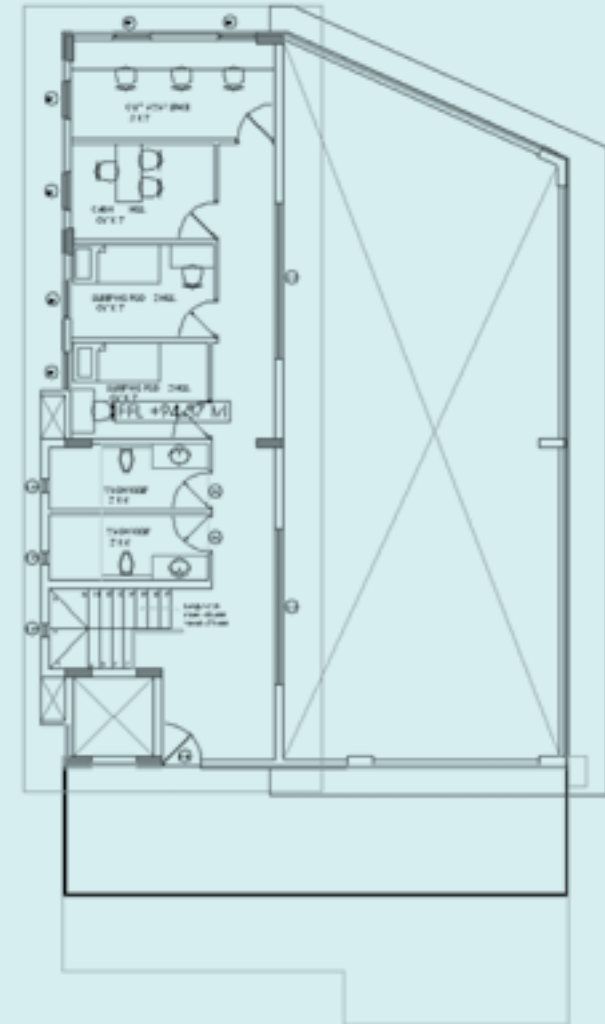
LEVEL:
SECOND FLOOR

DESIGN NOTES

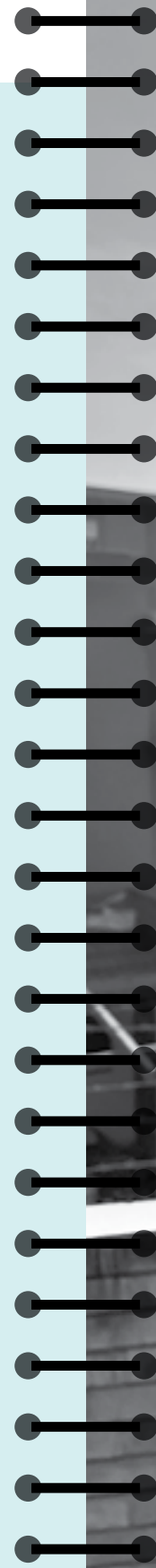
Presentation
Furniture Layouts

Collaborator
The Busride

2022



LEVEL: MEZZANINE



A Building in Progress

Flexibility and Adaptation

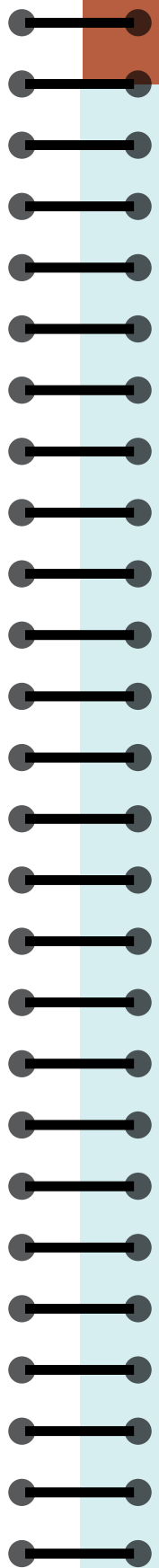
This observatory was designed with flexibility, mirroring the evolving needs of its community. As such, the furniture is modular, working zones, resting zones and socialising spaces are reconfigurable, and open surfaces are primed for installations. As programs shift or new collaborators arrive, the space is able to serve different needs, changing without resistance – transforming from workspaces to event venues, from resting zones to spaces of networking, and from garage innovation to skilling in education, policy and technology. This adaptability is a design strength, allowing QLO to be alive, relevant, and responsive.

Architectural Principles

Self-Healing, Self-Organising Systems

See Design Notes: *Design Principles*

Rooted in regenerative design thinking, QLO embodies principles of self-healing and self-organising systems, inspired to be a living system. The building is structured not to control, but to enable balance: through natural ventilation, passive cooling, solar alignment, and biodiversity-friendly landscaping. Over time, these systems require less external input, relying instead on the intelligence of the design and the dynamism of the environment. This approach mirrors the learning philosophy of QLO- where agency, feedback, and adaptation guide the growth of both people and spaces.



DESIGN NOTES

Presentation
Design Principals

Collaborator
The Busride

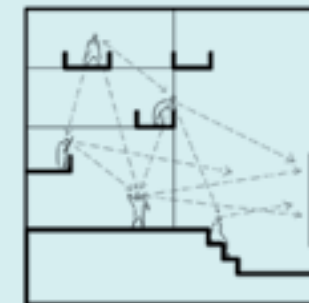
2022

001



Rhizomatic structure
Resisting Hierarchies / Flat / Horizontal / Resilient

002



Inter connected
Chance interactions / Designed for Serendipity / Meaningful bumps

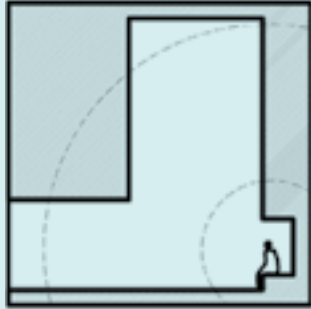
DESIGN NOTES

Presentation
Design Principals

Collaborator
The Busride

2022

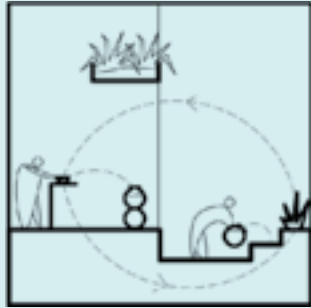
003



Anti-format Anti-scale

Populating the Comfort to
Awe Spectrum / Resisting
convenient scales

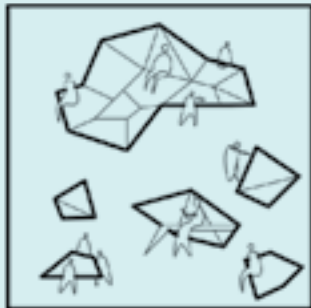
004



Ecology

Mapping and displaying
Object / Process ecologies
/ Committing to closed
cycles

005



Play

Open-ended /
Indeterminate / Soupy /
Festive / Promiscuous

006



Community & people

Spaces for interaction /
conversation starting /
memories / proliferation
of stages and venues

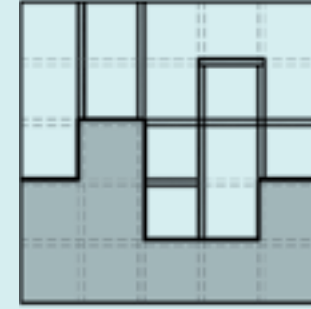
DESIGN NOTES

Presentation
Design Principals

Collaborator
The Busride

2022

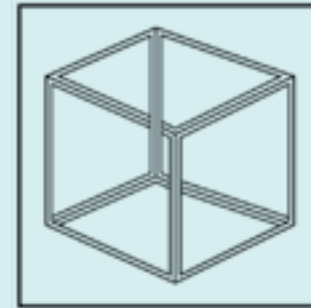
007



Incomplete

Always becoming / Never
finished / The Design of
Work in Progress


008



Resit duality

Syncretic languages
developed (No Binaries
of Past-Future / Tension)
/ Smoothness of Form /
Design

009



**Overlapping uses
& geometries**

Open plan spaces / Rich
programming / Interaction
matrixes for all spaces

010



Futures

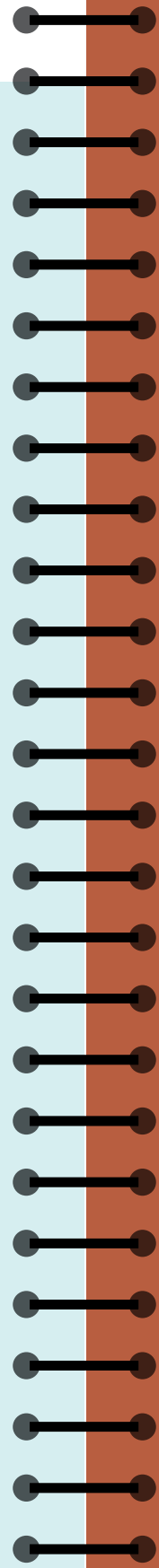
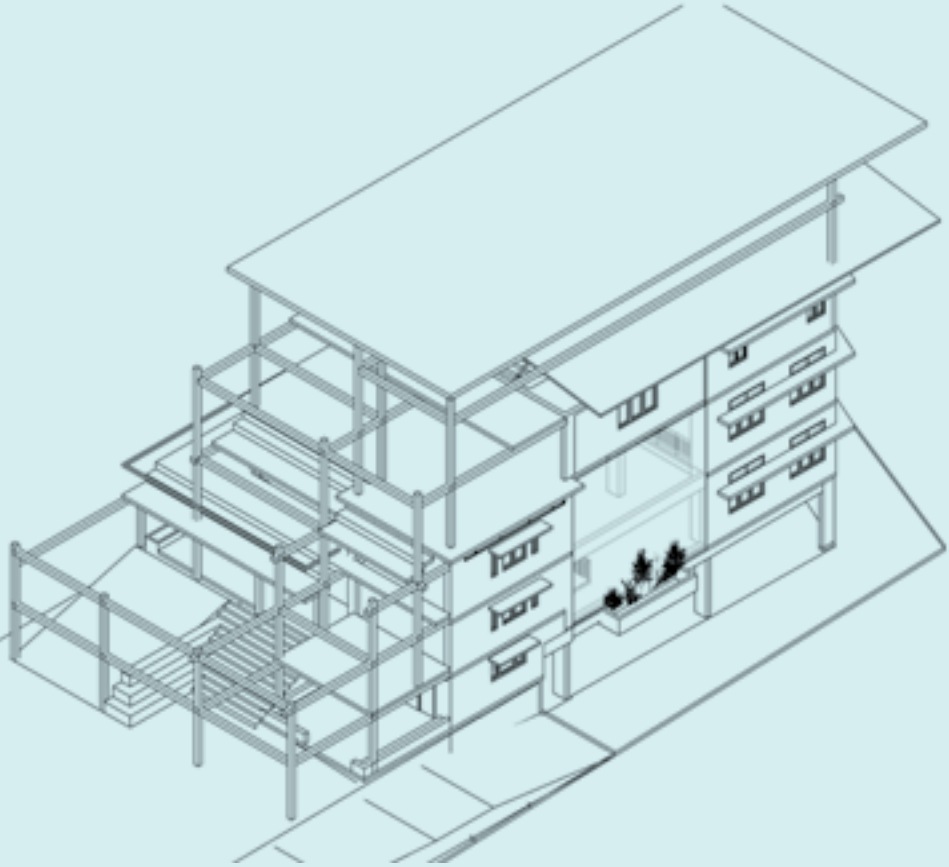
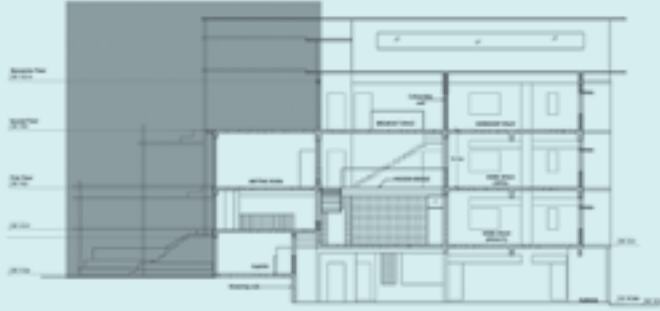
Technology / Embedding
Futures thinking /
processes into spaces /
Future of Work / Multi-
disciplinary / varied inputs
/ Collaborative

DESIGN NOTES

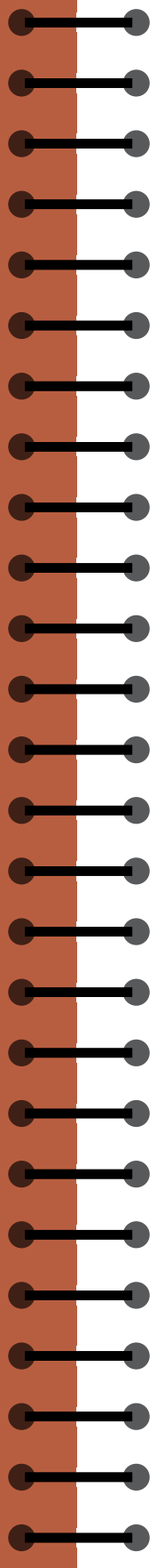
Presentation
Design Principals

Collaborator
The Busride

2022



Materiality & Sustainability



Sustainability is embedded into the very materials that make up QLO. Each brick, tile, bench and wall was selected consciously, with circular thinking and environment protection being the guiding factors. The goal was not only to reduce the environmental footprint of construction, but to create a space that invites people to see waste as a possibility, and design as a dialogue with nature.

Sun-Baked Earth Bricks

Rather than importing bricks or using energy-intensive materials, QLO’s walls are built from compressed earth blocks made using the mud excavated from the site itself. Made out of compressed clay and sand, they were sun-baked instead of kiln-fired, reducing carbon emissions largely. This idea of not just using what the land provides, but also giving back, is central to the ethos of QLO.

Fly Ash Filler Slabs

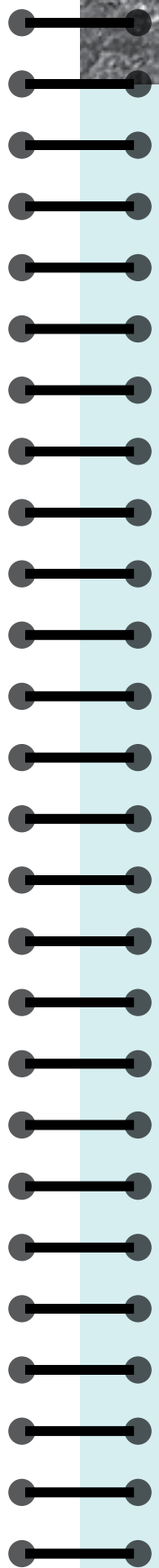
Reducing Cement Footprints

See Design Notes: *Net Zero Goals*

Fly-ash filler slabs were used in constructing QLO. These sustainable slabs incorporate fly ash, a byproduct of coal combustion, into the concrete mix, and by repurposing such industrial waste, we have significantly reduced our carbon footprint. Cement consumption was reduced by 35% – one of the biggest contributors to construction emissions, giving QLO durability and strength while maintaining a climate-conscious structure.

Wood from Alang Ship-Breaking Yard

The interiors are lined with seasoned teak and hardwood repurposed from ships dismantled at the Alang Ship-Breaking Yard – one of the largest ship recycling facilities, located on the Gulf of Kambhat. Once this wood was sourced, it was processed and any nails were removed, so it could be used. One can see that the wood has been seasoned in the sea on an 80-year-old ship deck, by the circular filling in the wood.



DESIGN NOTES

Presentation
Net Zero Goals

Collaborator
Oorja

2022

Circular Design

- Modular
- Building as Material Banks
- Designed with reuse mindset

Living Buildings

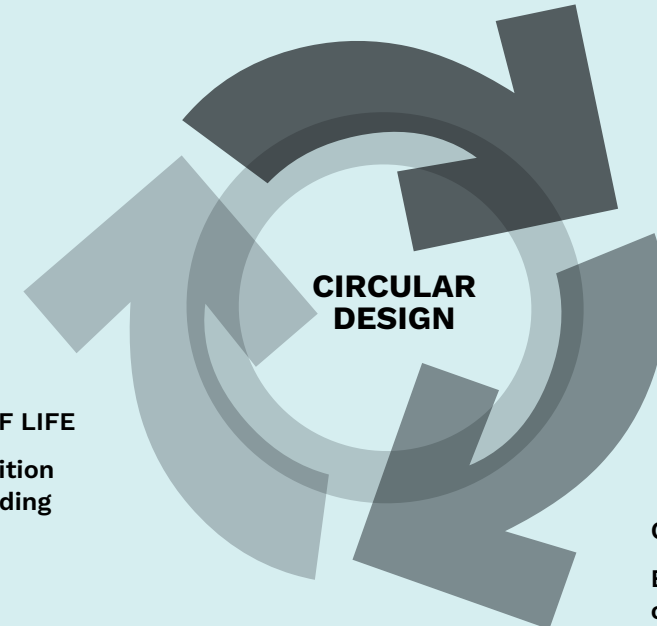
- Breathing Facades
- Integrate GREEN into space
- Extending into nature

Low energy intensive technologies / Materials

- #### SMART – Tech Driven
- Measure EVERYTHING
 - Localized Control

CONSTRUCTION

Manufacture, transport & installation



END OF LIFE

Demolition of Building

OPERATION

Building consumption during occupancy

DESIGN NOTES

Presentation
Net Zero Goals

Collaborator
Oorja


2022

Low energy intensive technologies


Replacing RCC floor with SMB Filler slab
/ Jack-arch roofing system


- Embodied Carbon Reduction in comparison to RCC
- SMB Filler Slab: 20–25% reduction
- Composite Jack Arch Roofing system: 40–50%

Filler Slabs options







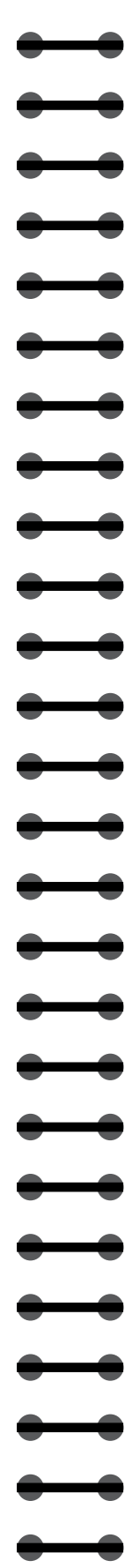
Jack-arch roof







Material Board














Carbon Tiles

Emission-Absorbing Aesthetics

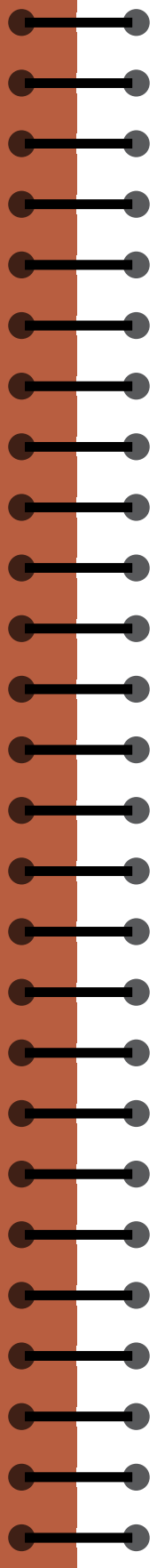
The flooring at QLO is made using carbon-absorbing tiles. These were made by collecting carbon waste, which gets mixed with binders and other natural materials, and with mineral mixes and byproducts that actively lock in the carbon dioxide during production. The process of making these tiles is more energy efficient than producing conventional tiles. The ground at QLO turns surface aesthetics into acts of environment protection. Observe the starry pattern on the tiles, they have been created especially for QLO!

Repurposed and Local Materials/Furniture

The materials and custom-made furniture that we see at the observatory highlight the values that QLO stands for – sustainable, eco-friendly, reusable and local. QLO thoughtfully repurposed some of the old furniture from its previous headquarters and antique collections, seamlessly blending the old with the new.



Energy, Climate and Efficiency



Sustainable Material Choices that Reduce Environmental Impact

Sustainability at QLO is largely in the conscientiously chosen materials. Every brick, slab, tile, and piece of furniture was selected keeping in mind its environmental footprint. By using site-made compressed earth bricks, fly ash filler slabs, reclaimed wood, carbon tiles, and repurposed furniture, the building significantly reduces emissions at a material level. This way, energy and climate efficiency are built into the architecture itself. These choices have allowed for QLO to function as a truly climate-conscious space.

Solar Panel System

28KW of Optimised Clean Power

QLO's roof is fitted with a solar power system that generates 28 kilowatts of clean electricity, covering a significant portion of the building's daily energy needs. The panels are integrated into the design rather than just placed there as an afterthought. With Bangalore offering abundant sunlight, this system ensures that work and learning are powered by clean energy, making the space self-sufficient. It also reduces reliance on the public electricity supply system, reinforcing QLO's value of not just consuming resources but producing them too.

DESIGN NOTES

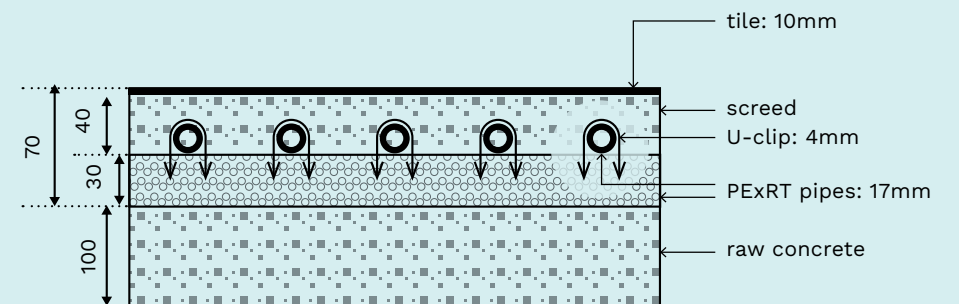
Presentation
Energy Efficient Cooling

Collaborator
Oorja

2022

Radiant floor Cooling

- Uses floors as cooling system instead of cooling air & sending through ducts.
- This reduces the cost of operation by at least 35% due to:
 - Lower energy consumption by chiller due to higher chilled water temperature (16 deg C)
 - Elimination of AHU and fan motor
 - Cooling storage effect of the concrete
- Provide uniform cooling in the space
- No Noise
- Better indoor air quality



DESIGN NOTES

Presentation
Sustainability Analysis:
Solar PV Potential

Collaborator
Oorja

2022

SUSTAINABILITY ANALYSIS: QUEST ALLIANCE

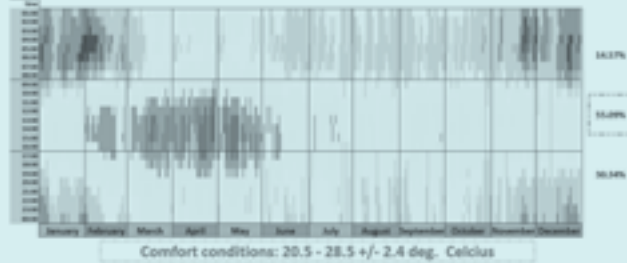
Climate study

CASE STUDY SITE



With the project site located in Kengeri, the climatic context of Bangalore was adopted for the analysis. Based on the EPW files obtained from Energy Plus, the analysis was conducted.
*Accuracy of all data is dependent on the EPW files.

TEMPERATURES




Based on a Shakti Foundation and CARBSE study, the comfort conditions for the Indian context.

- Acceptable temperatures for occupants of AC buildings: **+/- 2 °C of 24-25 °C**
- Acceptable temperatures for occupants of Naturally Ventilated buildings: **+/- 2.4 °C of 20.5-28.5 °C**

Max annual temperature:	36.60 deg. C
Max temp obtained on:	28 April 14.00 hours
Min annual temperature:	13.00 deg. C
Min temp obtained on:	25 Nov 04.00 hours
Comfort conditions obtained for 55% of the hours of the year	
Heating load requirement for 30.38% of the hours of the year	
Cooling load requirement for 14.53% hours of the year	

GLOBAL HORIZONTAL RADIATION



Max annual GHR:	1152 Wh/m ²
Max temp obtained on:	29 March 13.00 hours
Min annual GHR:	0 Wh/m ²
Min temp obtained on:	N.A

DESIGN NOTES

Presentation
Sustainability Analysis:
Solar PV Potential

Collaborator
Oorja

2022

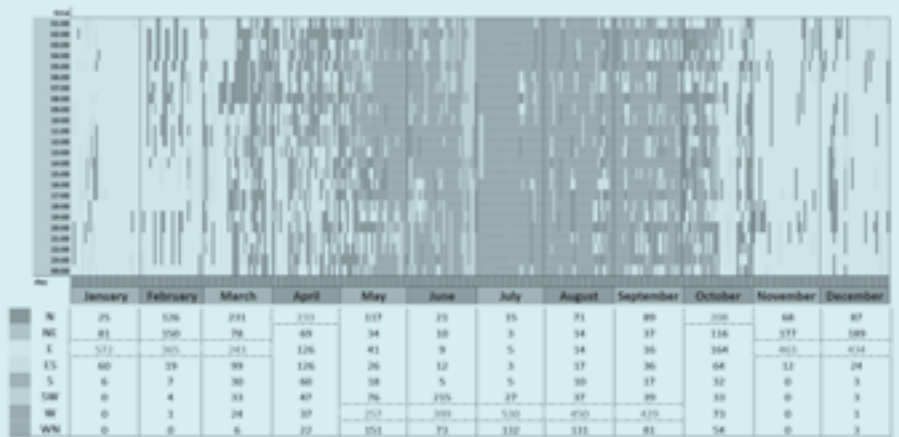
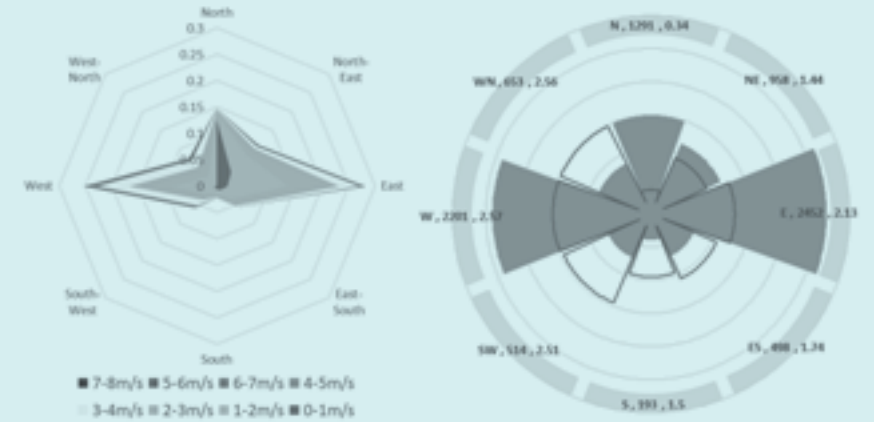
Through this analysis, an understanding of the climate of the region, and its impacts on the inhabitants is assessed. This climatic context plays into the detailed project-specific analysis to understand the impact on indoor climate and occupant comfort.

WINDS

Wind directions are primarily in the East -West orientation, with winds coming in from the North to a limited extent. The major wind direction in the Winter months (Nov to March) is the EAST while the wind direction is predominantly WEST during the Bangalore monsoons (May to Sept)

WIND:

Direction, Hours of the year, average speed (m/s)



DESIGN NOTES

Presentation
Sustainability Analysis:
Solar PV Potential

Collaborator
Oorja

2022

ANCE

Using climate data and a BIM model, a solar analysis is conducted on the project building. Based on the allotted surfaces, an insolation study is conducted which guides the solar photovoltaic potential of the design

118 kWh, with an annual average of

by the PV panels depends on the panels. Solar panels are usually efficiency.

ation = 486.5 MWh

77840 kWh

90003 kWh

97300 kWh

als, the project building can annually MWh

variation of the insolation on the chosen results of the monthly insolation analysis 46000 kWh

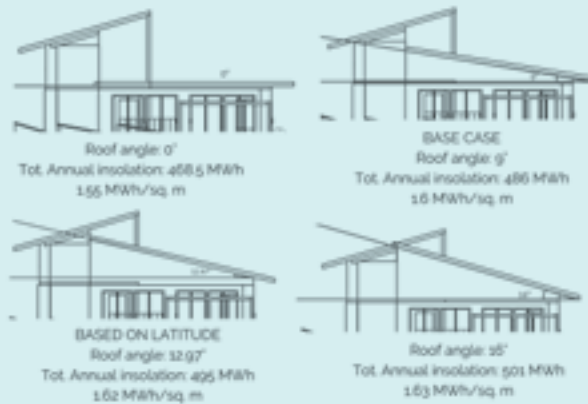
Solar insolation (kWh)



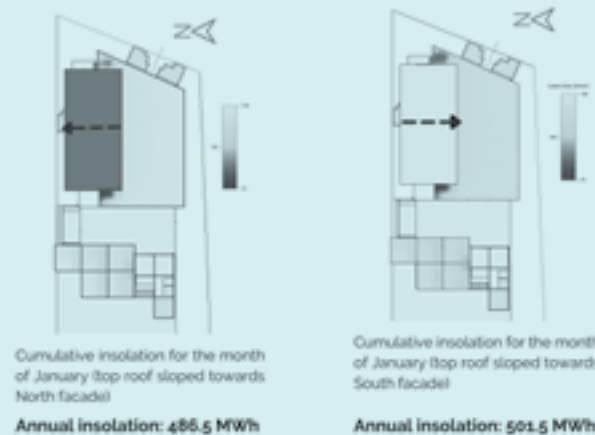
For certain assumptions: conditions (Eg. tree cover) were considered. All-weather sky model drawings and 3d models provided

DESIGN VARIATIONS

The angle of the roof/solar panel has an impact on the energy generated. The South facing roof was analysed for different roof angles and their resultant insulations



During the analysis, it was also observed that the North facing roof received significantly lower insolation during certain months. An iteration was conducted with the roof flipped to be sloping towards the Southern Facade. This resulted in a cumulative annual insolation of 510.5 MWh, a 26 MWh jump from the base case.



DESIGN NOTES

Presentation
Regenerative
Forest Garden

Collaborator
Ananas

2022

Quest Alliance- Design Document



Grey water systems

Greywater is the wastewater produced from sinks, baths, or clothes-washing; it does not include toilet water, which contains potentially harmful pathogens. Kitchen water can be considered 'dark' greywater due to its high biological content and benefits from one or two additional levels of treatment. As a general rule, if direct greywater is held or stored for more than 24 hours it becomes blackwater.

Creating a tight local cycle through the use of secondary water sources such as greywater enables one to support a lush landscape year-round, while using less energy and infrastructure and reducing or eliminating the need for irrigation with potable water.

Containing organic nutrients such as phosphates, and nitrates as well as bacteria and other organisms, greywater is a rich source of fertility. Plants and microorganisms consume and filter these organic materials and utilise them for their growth.

Greywater can either be sent directly into the landscape or be treated in constructed wetlands to increase its potential use. Both approaches are described in more detail below. But first, some thumb rules need to be followed.

Thumb Rules for Greywater Management:

- Untreated greywater should not be drained into deep pits or open wells where it will contaminate groundwater sources.
- Only natural soaps and detergents should be used for bathing and washing clothes and utensils.
- Greywater must not come into contact with edible portions of food crops i.e. avoid using greywater to irrigate root crops or low-growing salad greens that touch irrigated soil.
- Greywater should therefore not be distributed through sprinklers unless it has completed tertiary treatment.
- Greywater should not be concentrated in areas where it can pool and water log soil.

DESIGN NOTES

Presentation
Sustainability Analysis:
Solar PV Potential

Collaborator
Oorja

2022

ANCE

Using climate data and a BIM model, a solar analysis is conducted on the project building. Based on the allotted surfaces, an insolation study is conducted which guides the solar photovoltaic potential of the design

118 kWh, with an annual average of

by the PV panels depends on the panels. Solar panels are usually efficiency.

ation = 486.5 MWh

77840 kWh

90003 kWh

97300 kWh

als, the project building can annually MWh

variation of the insolation on the chosen results of the monthly insolation analysis 46000 kWh

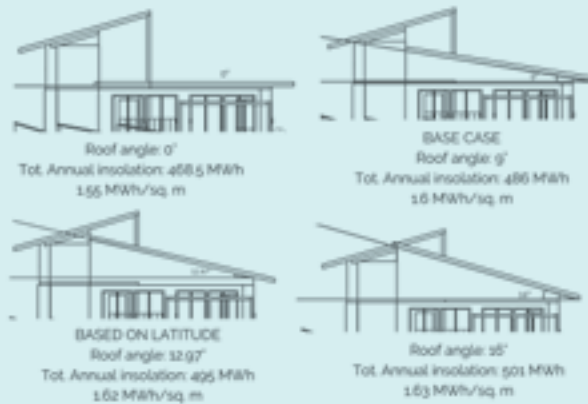
Solar insolation (kWh)



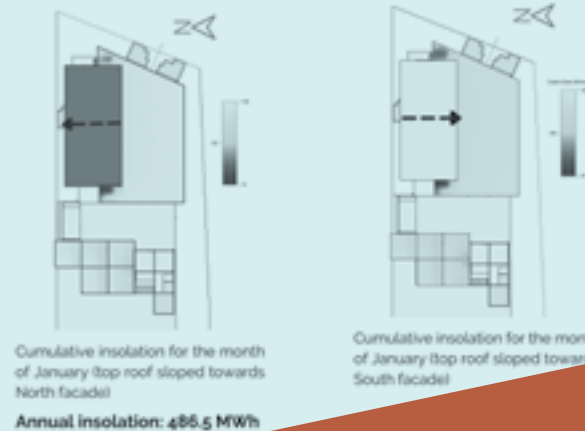
For certain assumptions: conditions (Eg. tree cover) were considered. All-weather sky model drawings and 3d models provided

DESIGN VARIATIONS

The angle of the roof/solar panel has an impact on the energy generated. The South facing roof was analysed for different roof angles and their resultant insulations



During the analysis, it was also observed that the North facing roof received significantly lower insolation during certain months. An iteration was conducted with the roof flipped to be sloping towards the Southern Facade. This resulted in a cumulative annual insolation of 510.5 MWh, a 26 MWh jump from the base case.



DESIGN NOTES

Presentation
Regenerative
Forest Garden

Collaborator
Ananas

2022

Quest Alliance- Design Document



Grey water systems

Greywater is the wastewater produced from sinks, baths, or clothes-washing; it does not include toilet water, which contains potentially harmful pathogens. Kitchen water can be considered 'dark' greywater due to its high biological content and benefits from one or two additional levels of treatment. As a general rule, if direct greywater is held or stored for more than 24 hours it becomes blackwater.

Creating a tight local cycle through the use of secondary water sources such as greywater enables one to support a lush landscape year-round, while using less energy and infrastructure and reducing or eliminating the need for irrigation with potable water.

Containing organic nutrients such as phosphates, and nitrates as well as bacteria and other organisms, greywater is a rich source of fertility. Plants and microorganisms consume and filter these organic materials and utilise them for their growth.

Greywater can either be sent directly into the landscape or be treated in constructed wetlands to increase its potential use. Both approaches are described in more detail below. But first, some thumb rules need to be followed.

Thumb Rules for Greywater Management:

- Untreated greywater should not be drained into deep pits or open wells where it will contaminate groundwater sources.
- Only natural soaps and detergents should be used for bathing and washing clothes and utensils.
- Greywater must not come into contact with edible portions of food crops i.e. avoid using greywater to irrigate root crops or low-growing salad greens that touch irrigated soil.
- Greywater should therefore not be distributed through sprinklers unless it has completed tertiary treatment.
- Greywater should not be concentrated in areas where it can pool and water log soil.

DESIGN NOTES

Presentation
Regenerative
Forest Garden

Collaborator
Ananas

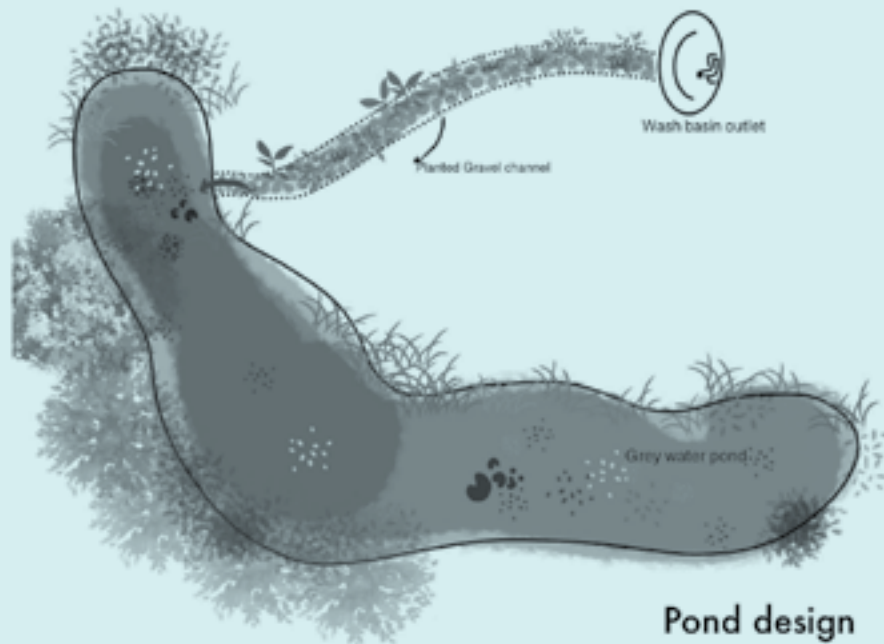
2022

Quest Alliance- Design Document



Grey water systems

Directing grey water into landscape systems are usually very simple and can be used to create microclimates and passively irrigate plants. The greywater must first be directed to the **primary root zone of perennial plants**. It can be infiltrated in a mulched pit, swale, basin or can be sent through a planted gravel channel and allowed to infiltrate gradually as it moves through the landscape. Here we want to demonstrate how this filtered grey water can be stored in a pond, which can get further cycled with aquatic plants and the water can be used in the composting station.



Radiant Cooling System

Chilled Water Panels for Energy-Efficient Temperature Control

See Design
Notes: *Energy
Efficient Cooling*

The process of cooling large spaces is usually one of the highest energy consuming systems in a building. Therefore, instead of using air conditioning everywhere, QLO uses an innovative radiant cooling system. Chilled water runs through panels installed in the ceiling, naturally and efficiently lowering the temperature of the room. This creates comfort throughout the building without high emissions, energy consumption, draughts and noise. You may not even notice it when you enter, but it completely changes how the building breathes and remains cool through the year.

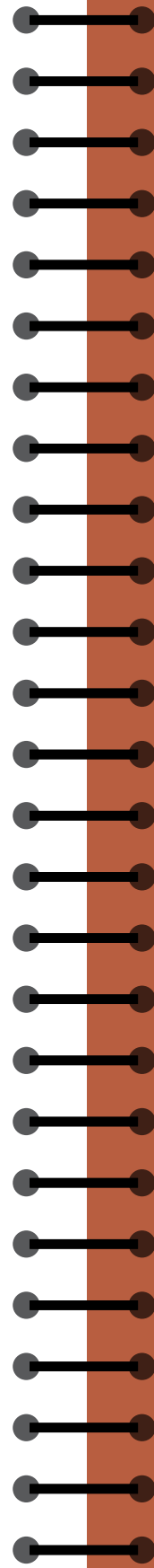
Roof Angle Optimisation

Tilted at 12° for Maximum Absorption

Interestingly, the tilt of the roof is not for aesthetic purposes but rather to optimise maximum sunlight absorption for the solar panels. The angle of tilt is 12 degrees, which was carefully calculated based on Bangalore's latitude and solar data. This kind of precise design allows for the energy system to last long and stay effective. Small decisions like this largely reflect the way architecture at QLO pays attention to the climate, making the building a tool that learns from and responds to its environment.

Reuse and Regeneration

Energy efficiency here is primarily about the mindset. Instead of purchasing everything anew, many old systems, furniture, and appliances were re-purposed. Old desks were refinished, lighting fixtures adapted, and materials carried over from the previous office to reduce waste. The water systems incorporate re-usability, with grey water treatment and rainwater harvesting planned as part of the long-term design. The kitchen waste and leftover food gets composted, and sunlight gets re-used as energy. The skeleton of the observatory itself is built on the very essence of the three Rs-Reduce, Reuse, Recycle. Thus, these practices show that regeneration is not just a theory here, it is a part of daily, regular functions. Every inch and corner of this building asks: how can what we already have, be given a second life?



Exploring
Q10

Work and Collaboration Zones

Work at QLO is collaborative, conversational, reflective and adaptive. This can be seen in the design of the work zones that offer various settings to support spaces of deep focus, creative regeneration and community learning.

Qudio 1 and 2: These are the primary co-working zones at QLO. Desks, cabins and meeting rooms are shared and modular. The emphasis here is on openness and comfort, allowing for teams to work side-by-side without compromising individual flow. The incorporation of combining an open-plan layout with pods of privacy makes this possible. The constant flow of natural light and passive ventilation makes the space breathable – essential for a productive working environment.

Dedicated and Flexible Seating: Continuing with the concept of open, collaborative, and adaptive workspaces, QLO has designated stations for those who need some structure to work, as well as flexible spaces for interactive teams and visitors. As such, having mobile furniture and multi-purpose rooms supports this evolving work culture.

From quiet concentration to dialogue, QLO has built a space for how people actually work – dynamically and socially, with space for a pause in the midst of it all.

Break Spaces: Equipped with informal seating and access to the community kitchen, QLO offers several break spaces, giving employees and others a chance to pause, step away, reflect and reconnect. These zones act as restorative nooks, supporting casual conversation as well as a quiet reset.

Maker Spaces

Experimenting, failing and re-learning stands at the base of QLO. Located in the basement, the Makers' Garage is a multi-purpose, hands-on learning space for those who wish to learn by doing. From carpentry, 3D printing and electronic experimentation, to repair work and hackathons, this tool-filled space is where ideas are tested out, broken, fixed and built anew. Open to both skilled experts as well as first-time tinkerers, it encourages us to solve problems and innovate sustainably and independently.


Learning and Reflection Spaces

Learning isn't only about making and producing, it is largely about reflecting, absorbing, observing and making meaning of things. That is why QLO has designated spaces to learn and reflect, including the Library and the Experiential Gallery.


The library is stacked with books on education, design, sustainability, social change, and future-thinking. With open shelves and a quiet nook on the second floor, the library is home to those with a wandering curiosity, following questions instead of producing answers.

QLO's Experiential Gallery is partly an exhibition as well as an interactive installation. The Future Sensor gallery is where innovations, data, research and experiments emerge, showcasing examples of careers, experiences and journeys in different fields. It curates rotating exhibits on various themes like: From Anxiety to Hope, Rivers of Bengaluru. Individuals don't just come to the gallery to look, they come to engage, reflect and imagine themselves as agents of change.

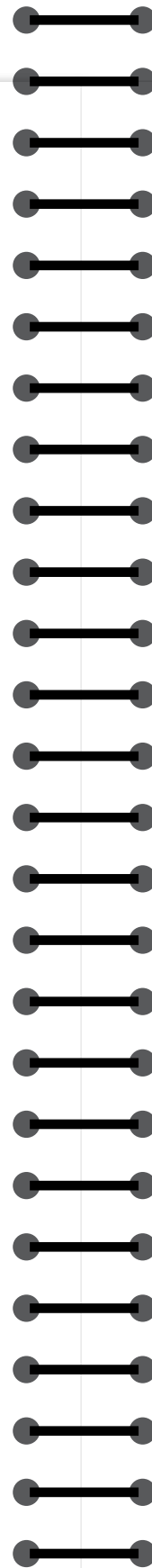





“The Makers Garage is a nice work space with a blend of play and collaboration, to plan and complete tasks. It is open, bright with direct daylight even on a gloomy day, airy and less crowded.”



“The open terrace has the most impact on my daily experience. I enjoy seeing the variety of plants in the large pots, which creates a refreshing and calming atmosphere. The most exciting part is watching the birds that have made their own little nests to live there, it gives me a sense of connection with nature and adds life to the workplace. Working in a space surrounded by plants, birds, open space and like-minded people will create a space that is naturally conducive for discussion, collaboration, planning and completing tasks and projects. This kind of space also helps in managing work-related stress and brings a meditative balance to one’s mind.”



“The garden, especially Abhi's Pavillion, is a great place to sit for a casual chit-chat or a serious conversation. It's a nice space for a quick walk, wrapping around the fruit trees and the vegetable patch, to look at what new vegetation is growing, how much they have grown. The pond is a serene spot, a great way to re-connect with the progress of the lilies and what the guppies are up to.”



Common Spaces and Events

The common spaces at QLO aren't merely empty spaces between buildings, they are intentional and active holders of a sense of community, culture and creativity. Here, informal gatherings, formal dialogue, collective ideation and needed breaks take place, making them flexible zones. These spaces truly reflect the spirit of QLO: bringing people together in meaningful ways.

Kaos Cafe: located on the second floor of the building, is a high energy, participative space where curiosity builds collaboration. It is designed such that it can host a range of events – from conferences, sprints, learning labs and educator workshops, to hackathons, film screenings, and artistic performances. The room holds acoustic adaptability, tech-enabled infrastructure and mobile furniture. It has two training rooms with a capacity of 60 and 30 respectively, a library and terrace. Additionally, the whole floor can open up to become one large space, accommodating 100 people. With these additions, the room can transform to fit the needs of each event.

Abhi's Pavilion: This open-air structure consisting of an amphitheatre and lush garden space, offers a site for team activities, performances, sports, rest and reflection. Designed in loving memory of Abhijeet Mehta, it reminds us that presence, pauses and building a sense of community are just as important as productivity. It is a gentle reminder of what QLO values most – connecting, listening, and holding space.



DESIGN NOTES

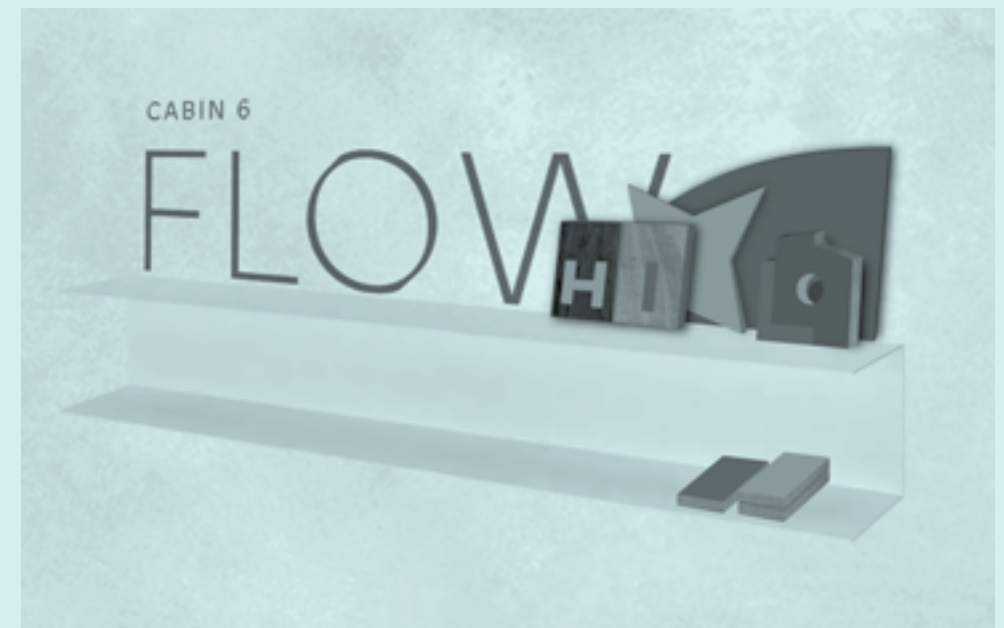
Playful
Evolving
Flexible
Personal

Presentation
Identity & signage:
Initial ideas

Collaborator
Nia Thandapani

2022

Approach B focuses on utilizing the scraps of wood generated by the carpentry work in the space to create tactile, modular lettering. This is paired with permanent signage printed/painted directly onto the wall. This provides flexibility for staff and visitors to adapt to the use of the spaces, and personalise these as they become living and lived-in.



DESIGN NOTES

Presentation
Kannada Word Mark
development

Collaborator
Vaishnavi Murthy

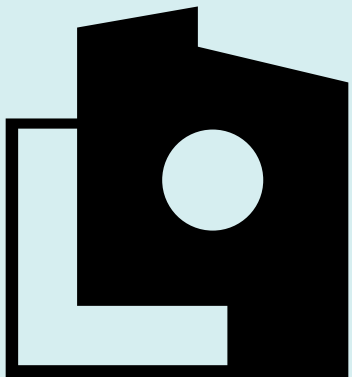
2023

Quest Learning
Observatory identity
typeface Prophet, with its
distinct calligraphic cuts.

QUES
LEAR

Layered iterations of the
custom Kannada word
mark developed by type
design Vaishnavi Murthy

ಕೃಷಿ
ಲಿನ್ಯಂಗ್
ಅಬ್ಬರ್ವೇಟಲಿ



ಕೃಷಿ
ಲಿನ್ಯಂಗ್
ಅಬ್ಬರ್ವೇಟಲಿ

DESIGN NOTES

Presentation
Chilipili Loka Initial
Ideas (identity)

Collaborator
Nia Thandapani

2023

Core ideas True to a language of community – that is
not overdetermined or over branded
A design which is easy to use and follow
AND FUN

Core sources Cooperative societies
community cook books
activism – DIY



DESIGN NOTES

Presentation
Color palette & pattern

Collaborator
Nia Thandapani

2023



Logo development

- The place where all kinds of birds gather
- One in many, many in one.
- Birds of different feathers, can flock together too!
- Which bird are you today? Embrace the strengths & differences.
- There is a place for everyone at Chilipili



chilipili loka

Chilipili Loka: meaning – a place where birds of all kinds come together. At QLO, it embodies the essence of its meaning, making it a space that evokes conversation, community and outdoor learning. The space includes an outdoor kitchen, a seating area, and an amphitheatre for performances, where there is a seamless shift between casual hangout and structured gatherings. It is a green space where conversation occurs over coffee, workshops are held around sustainable practices like permaculture, where composting and grey water treatment are on-going, and teams gather under the canopies of trees for quick check-ins. Chilipili Loka offers itself as a space for people to step outside the building, engage with nature, play, gather and celebrate.



DESIGN NOTES


Presentation
Color palette & pattern

Collaborator
Nia Thandapani

2023

Logo development

— The place where all kinds of birds gather



Lobiya Salad with Dhaniya Pesto

Serves 4

Protein-rich and flavorsome, this salad packs some hardcore, knock-your-socks-off vigor in every bite.

- 1 or 2 Potatoes, boiled and cubed
- 1 1/2 cups Black-Eyed Peas/ Lobiya, boiled
- 1 red or Yellow Capsicum, chopped
- 1 Tomato, chopped
- 1 Cucumber, chopped
- 1 Onion, chopped
- 1-2 tablespoons Seeds of choice, roasted

For the pesto

- 1/4 Cup roasted Cashews
- 1 Cup Coriander leaves, loosely packed
- 1 Green Chilli (optional)
- 1 Garlic Clove, chopped
- Juice of 2 Lemons
- 2 Teaspoons Groundnut oil
- Salt, Jaggery and Pepper according to taste

To make the dressing, place the cashews in a mixer jar and run until the cashews are ground fine. Add the remaining ingredients and blend until smooth.

Add all the salad ingredients in a bowl, toss with the pesto. Top with the seeds.

Serve at room temperature, immediately.



Asian Noodle Salad

Serves 2-3

Spicy and tangy, saucy and crunchy, filling but not heavy, this is the perfect summer salad.

- 1 Package noodles, 150gms
- 1 Tablespoon Sesame Oil
- 1 Cucumber cut in thin strips
- 2 Small Carrots, sliced thin and long
- 1 Red + Yellow Capsicums, julienned
- 2 Tablespoons roasted Peanuts
- 1 Teaspoon Sesame Seeds

For the sauce

- 1 Tablespoon Sesame Oil
- 1 Teaspoon Ginger, grated or minced
- 1 Teaspoon Garlic, grated or minced
- 2 Tablespoons Peanut butter, microwaved for about 10 seconds
- A splash of Soy Sauce
- 2 Teaspoons Lemon juice
- 2 Tablespoons Chilli-Garlic sauce, or to taste
- 1/3 cup warm water, infused with sliced Lemons and Coriander Stems

To make the sauce, heat the sesame oil in a small pan. Add the ginger and garlic. Off heat, whisk in all the ingredients for the sauce.

Cook the noodles and drain well. Toss with 1 tablespoon sesame oil.

Stir half the sauce with the noodles. Now toss in all the veggies except the cucumbers. Allow the noodles to cool to room temperature and refrigerate along with leftover cucumbers and sauce.

Before serving, toss the salad with the sauce and cucumbers. Garnish with the roasted peanuts and sesame seeds and serve cold.



DESIGN NOTES


Presentation
Color palette & pattern

Collaborator
Nia Thandapani

2023

Logo development

— The place where all kinds of birds gather



Khatta Meetha Millet Slaw

Serves 4

A perfect amalgamation of flavors and textures, leaving you with an aftertaste that is quite like the rise and fall of a Michael Crawford aria—strident, mellifluous, and lingering.

- 1/2 cup boiled Millets (Foftail is a great choice, but you can pick any other Millets)
- 1/2 cup Sprouts
- 1 Raw Mango, grated
- 1 Carrot, grated
- 1 Beetroot, grated
- 1 Red Onion, thinly sliced
- 6-8 Lettuce leaves, thinly sliced
- 1/4 Cup Coriander leaves
- 1/4 Cup soaked Peanuts
- A handful of Pomegranate arils

For the dressing


- 1 Teaspoon Groundnut oil
- 1 Tablespoon Orange Marmalade
- 1 or 2 Lemons
- 1/4 to 1/2 Teaspoon red Chilli Sauce
- 1/4 Teaspoon Pepper
- Salt to taste



Whisk together all the ingredients for the dressing in a small bowl. Set aside.
Mix all the salad ingredients in a large bowl. Pour the dressing over the salad and toss gently.
Just before serving, roll the mint leaves into a cylinder and thinly slice them.
Add the peanuts, pomegranate and chopped mint, give it a light mix.
Top with freshly crumbled, herbed paneer (cottage cheese)

Chilipili Loka: meaning – a place where birds of all kinds come together. At QLO, it embodies the essence of its meaning, making it a space that evokes conversation, community and outdoor learning. The space includes an outdoor kitchen, a seating area, and an amphitheatre for performances, where there is a seamless shift between casual hangout and structured gatherings. It is a green space where conversation occurs over coffee, workshops are held around sustainable practices like permaculture, where composting and grey water treatment are on-going, and teams gather under the canopies of trees for quick check-ins. Chilipili Loka offers itself as a space for people to step outside the building, engage with nature, play, gather and celebrate.







Regenerative Landscapes







The regenerative forest garden and environmental systems are essential to QLO, and how the space functions and sustains itself. Every design decision stems from permaculture principles, climatic data, and a vision of circular design. The integration of ecology in the architecture has turned this space into a living system.

The Permaculture Garden

Located at the front of the QLO building, the spiral-shaped garden, designed using permaculture principles, functions as a regenerative food forest and hands-on learning landscape. The spiral structure emphasises layered planting, nutrient flow and raised beds. At the core of the spiral is a guild, a permaculture cluster of mutually beneficial plants, from which the design spreads outward, becoming progressively denser as it merges into the surrounding forest garden. This layout helps retain moisture as water moves downward through the curves, and it enables differentiated planting zones – low fruit trees, vines, edible shrubs, herbs, and groundcover planted in diverse groups to strengthen ecosystem health and reduce vulnerability to pests and diseases.

The design of raised beds makes soil-building and harvesting quick and easy, with a height of up to 2 feet, depending on the materials used to create them

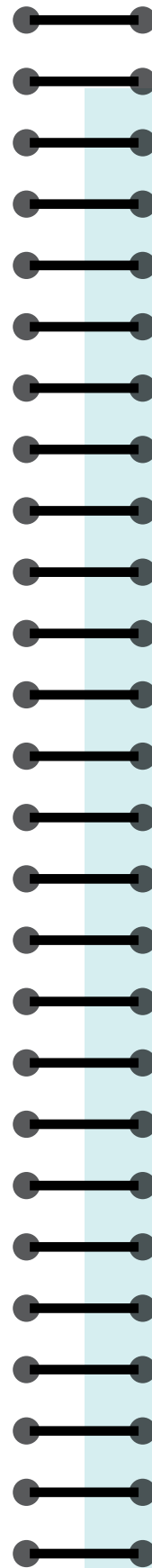
and the user's needs. The beds are filled with rich organic matter to support healthy planting even in poor soil conditions. The use of 'keyhole' paths within the spiral maximises the growing area while minimising the pathways. From the center of each keyhole, all parts of the bed are accessible, which makes it highly efficient and user friendly – for learners, gardeners and community members.

Amphitheatre and Outdoor Spaces

Located near the main building, the amphitheatre is an outdoor gathering space for the QLO team as well as the surrounding community. Semi-circular seating steps double as informal hangout spots during the day, and transform into a gathering space for performances, talks, or group reflections in the evening. Around it, shaded pavilions and small garden clearings create outdoor “rooms” that lend themselves to activities, workshops, team check-ins and even solo breaks. The landscape architecture blurs the line between indoors and outdoors, reminding us that learning doesn't only happen within four walls – it happens wherever people gather, exchange ideas, and observe the world together.

Waste, Composting, and Circular Food Practices

The garden and outdoor areas are supported by systems of composting and waste segregation. Organic waste from the kitchen is cycled back into the soil, closing the loop between food, community, and landscape. Compost pits and bins are integrated into the garden, turning leftovers into nourishment



DESIGN NOTES

Presentation
Regenerative
Forest Garden

Collaborator
Ananas

2022

Quest Alliance- Design Document



Elements & Linkages

Elements and linkages is a process by which we arrive at networks of all relationships between all the elements, which are derived from the vision and purpose of the project. Relationships between any two elements are established based on their interactions with and influences on each other, and dictate their relative placement. Determining these relationships is an exercise done first on paper with the team to figure out parameters such as proximity, access, frequency of use and its general connections with respect to the other elements. The network of relationships thus formed is then subject to refinement over discussions and iterations.

This exercise is essential for us to further the design through zoning, relative placement and master planning. The numbers on the elements attests a value of importance to that element. It signifies the frequency of use of that particular element and therefore plays into the relevance of that in the larger scheme of things. This exercise is followed by zoning - which involves planning the site into zones and assigning design elements a relative placement - based on sectors & flows, plus elements & linkages. The zones are usually numbered 0 to 5, and their positions depend upon the usage, needs and interactions of the zone/elements.



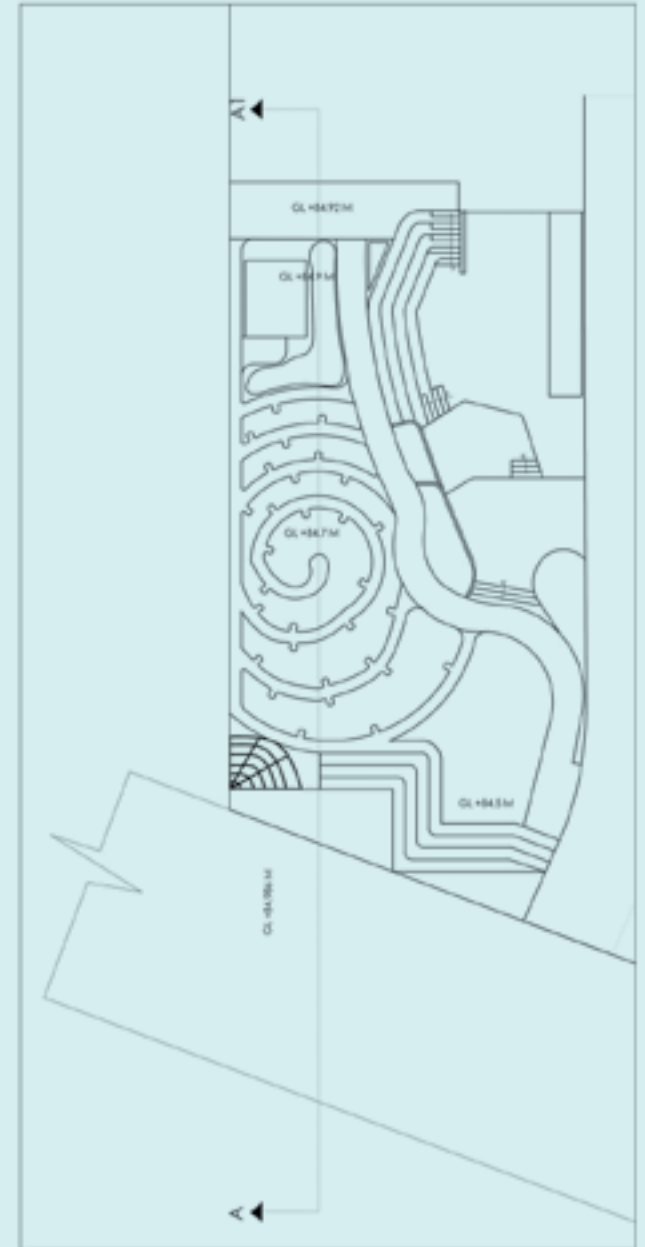
DESIGN NOTES

Presentation
Regenerative
Forest Garden

Collaborator
Ananas

2022

Quest Alliance- Design Document




DESIGN NOTES

Presentation
Regenerative
Forest Garden

Collaborator
Ananas

2022

Quest Alliance- Design Document



DESIGN NOTES

Presentation
Regenerative
Forest Garden


Collaborator
Ananas

2022

Quest Alliance- Design Document



- ➔ Entry Points
- ⊙ Composter
- ▨ Perennial Veggie Garden
- ▨ Food Forest
- ▨ Salad Garden
- ▨ Pathway
- ▨ Open Spaces
- ▨ Aroma Garden
- ▨ Garden Pathway
- ▨ Vehicular Road



Design Map

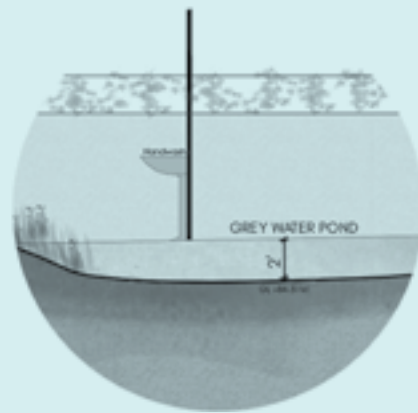
DESIGN NOTES

Presentation
Regenerative
Forest Garden

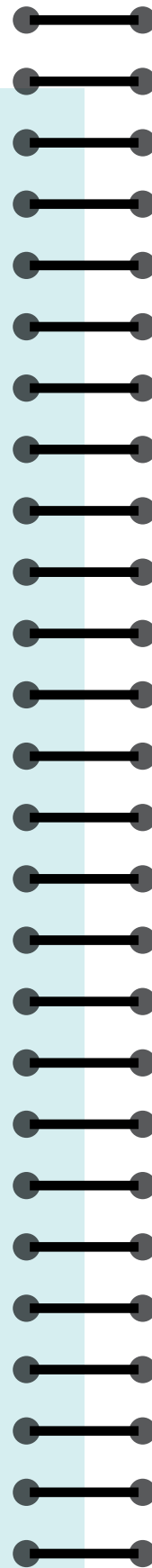
Collaborator
Ananas

2022

Quest Alliance- Design Document



SECTION AA1



for the soil. Greywater treatment systems ensure that water from sinks and kitchens is reused for irrigation, reducing pressure on municipal supply. These circular practices may seem small, but together they create a living demonstration of what sustainability looks like on the ground, everyday. Visitors don't just hear about regenerative ideas at QLO – they see them in action, woven into the routines of food and care.

Scaffold as a Stage

See Design
Notes: *Design
Principles*

One of QLO's more experimental design features is the scaffold structure used as a stage. Unlike fixed concrete or wooden platforms, the scaffold is modular, lightweight, and adaptable. It can be reconfigured depending on the event – sometimes serving as a small platform for a presentation, other times as a structure for performances, exhibitions, or even climbing plants. The decision to keep it as a scaffold rather than a polished "finished" stage was intentional. It reflects QLO's ethos of being a space in progress – open, flexible, and honest about its structure. The scaffold reminds us that the architecture here is never final; it is always a work in motion.

QLO Monthly Updates

2025

Solar ☀️

Consumption

Kwh

Grid

Kwh

Water Consumption ⇒ 139257lt

Compost produced ⇒ 60kg

Waste



* Wet - 220 kg

Dry - 40 kg

GARDEN HARVEST

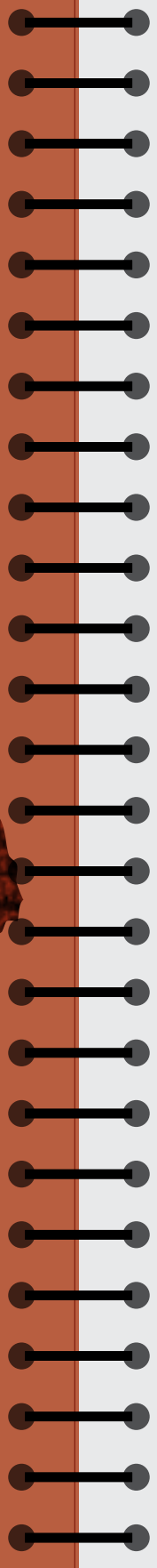

- | | |
|------------------------|--------------------|
| - Tomato - 10kg | - Flat beans - 3kg |
| - Methi - 5 bunch | - Papaya - 12kg |
| - Coriander - 10 bunch | - Sweet lime - 2kg |
| - Chilli - 3kg | - Lemon - 1kg |
| - Brinjal - 6kg | |
| - Guava - 8kg | |
| - Cherry - 200grd | |
| - Pudina - 5 bunch | |

**Movement,
Food, and
Everyday Use**

Although QLO is situated on the outskirts of the city, Kengeri is well connected and accessible to all.

● Quest Learning Observatory

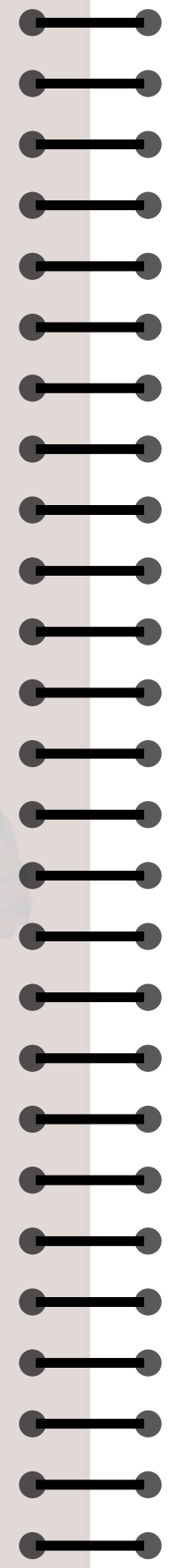
Bangalore Urban






● Quest Learning Observatory

Bangalore Urban

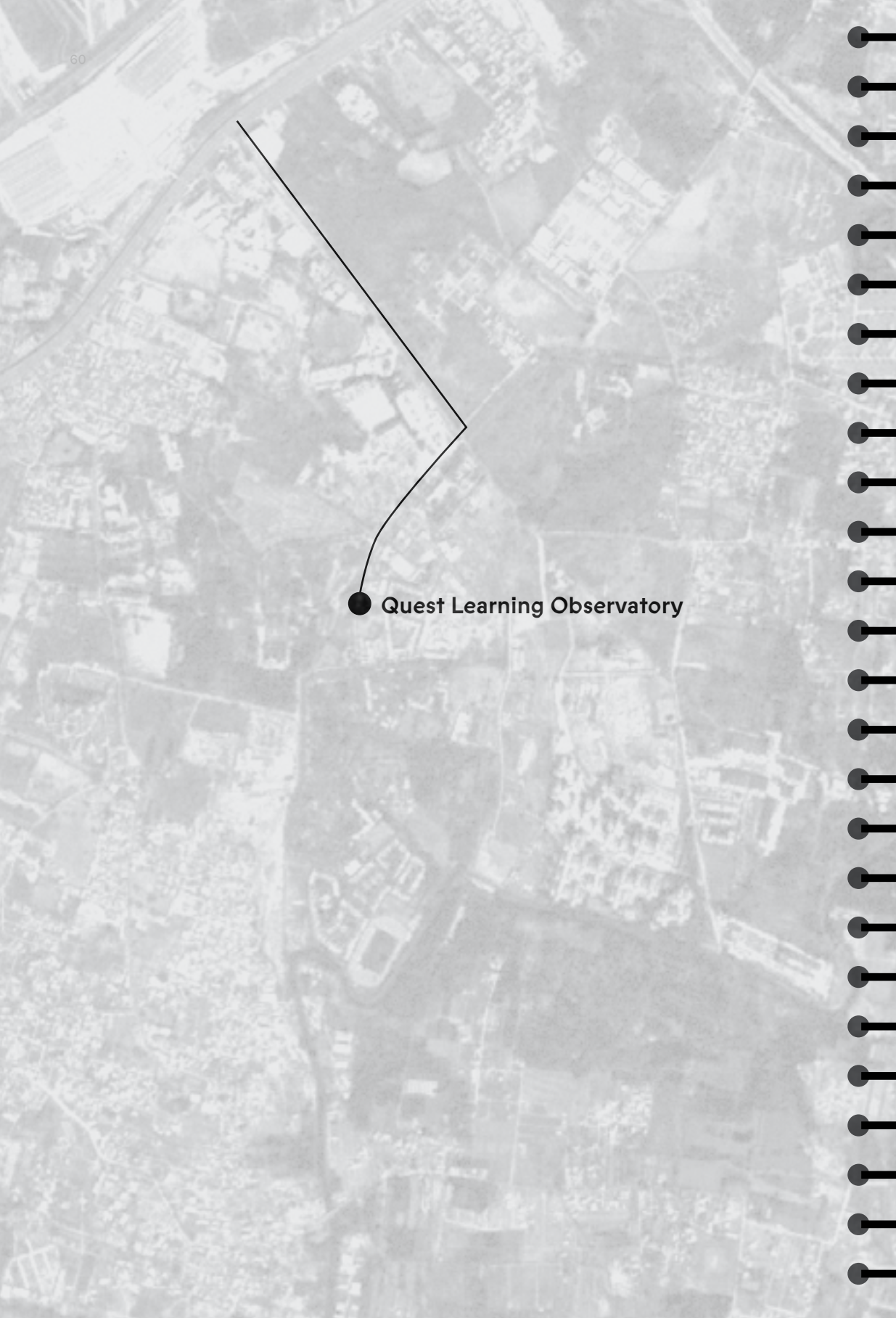


Although QLO is situated on the outskirts of the city, Kengeri is well connected and accessible to all.




Quest Learning Observatory





● Quest Learning Observatory





Getting to QLO

Metro, Shuttle, and Walking Routes

QLO is located near the Challaghatta Metro Station (Purple Line terminus), allowing for low-carbon, public-accessible and convenient commuting. With a short ride or 15-minute walk from the station which is 1.7 kms away, one will find themselves at the heart of the space. To cover this short distance, QLO's branded electric auto-rickshaw is a good convenience - a moving invite, welcoming first-time visitors and regulars while lowering transit emissions. Additionally, one can arrive using the bus, and QLO is a fifteen minute walk away from the bus stop.

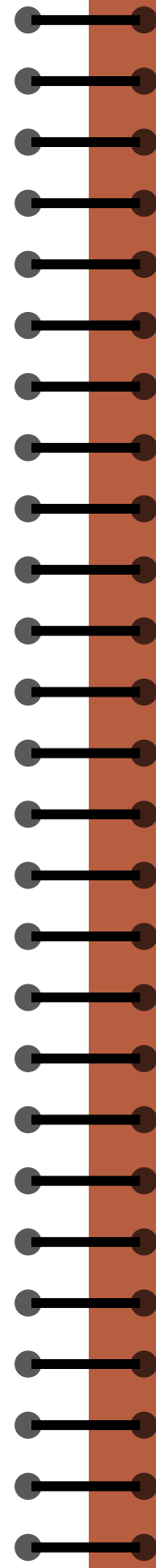
Parking and EV Charging (Green Transitions)

In keeping with the sustainable building, QLO offers ten parking spaces at Devprayag, the building to the left, for those travelling by personal vehicles. In addition to this, there is an EV charging station in QLO. The main idea behind this was to support the transition to cleaner, environment-friendly mobility options, while encouraging alternative means of transport like cycling, carpooling and electric vehicles.

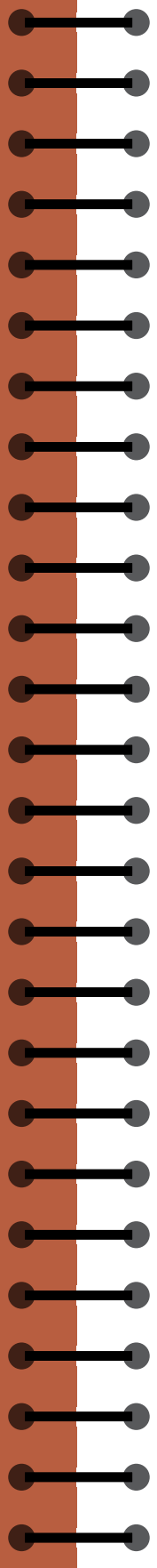
Culture of Communal Eating

Timings, Meals, and the Role of Food

Meals at QLO are often shared at the communal tables in Chilipili Loka, with fixed timings that invite people and employees to pause together. The communal kitchen, tied with the permaculture garden, serves locally inspired dishes that are nutritious and flavourful. The culture of eating together builds the community that is central to QLO. Food is the medium through which this community interacts – be it during daily lunches, food workshops, or evening coffee.



Inclusion, Accessibility, and Care



The regenerative forest garden and environmental systems are essential to QLO, and how the space functions and sustains itself. Every design decision stems from permaculture principles, climatic data, and a vision of circular design. The integration of ecology in the architecture has turned this space into a living system.

The Permaculture Garden

Located at the front of the QLO building, the spiral-shaped garden, designed using permaculture principles, functions as a regenerative food forest and hands-on learning landscape. The spiral structure emphasises layered planting, nutrient flow and raised beds. At the core of the spiral is a guild, a permaculture cluster of mutually beneficial plants, from which the design spreads outward, becoming progressively denser as it merges into the surrounding forest garden. This layout helps retain moisture as water moves downward through the curves, and it enables differentiated planting zones – low fruit trees, vines, edible shrubs, herbs, and groundcover planted in diverse groups to strengthen ecosystem health and reduce vulnerability to pests and diseases.

The design of raised beds makes soil-building and harvesting quick and easy, with a height of up to 2 feet, depending on the materials used to create them



Shared Culture, Responsibility, and Ethics



Community Guidelines

Inclusion, Respect, and Collaboration

QLO is not just a physical space; it is a community that is built on shared values. The architecture already encourages collaboration through open seating, communal kitchens, and flexible zones, but the culture is what sustains it. At QLO, community guidelines emphasise respect, inclusivity, and openness. Conversations are encouraged to be cross-disciplinary, recognising that new ideas often emerge when educators meet technologists, or when local community members sit with researchers.

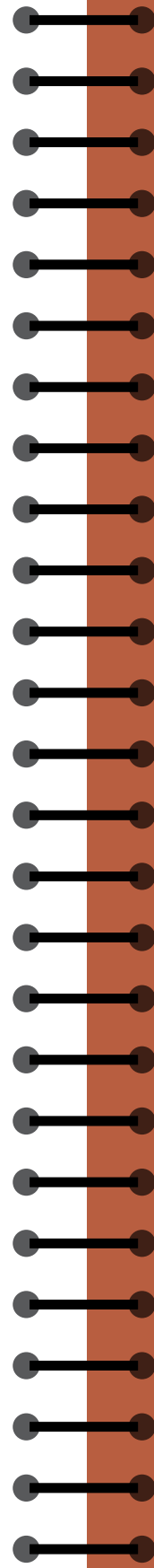
There is an unspoken ethic of care: keeping spaces clean for the next person, being mindful of noise in shared zones, and respecting the rhythms of both people and the environment. Rather than strict rules, these guidelines emerge from the design itself – the long dining tables that invite you to share meals, the garden that depends on collective care, the workshop zones that are only alive when people contribute tools and knowledge. In this way, responsibility at QLO is less about regulation, and more about shared stewardship of a space that belongs to everyone who enters it.

Meeting Visitors

Building Trust

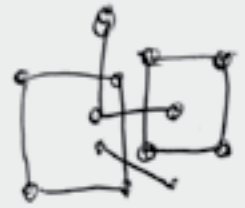

QLO regularly hosts a diverse set of visitors, from funders and policymakers to young students, artists, and neighbours. Our visitors are welcomed as temporary members of the community rather than as outsiders. The events we curate and structure are

meant to be open-minded and participatory, so that visitors can contribute ideas and reflections. We felt this approach builds trust across the organisations and individuals, and helps us follow other streams of thought. Over time, QLO has turned into a large network of people and communities, all working toward regenerative futures, bound together by common ideas and their lived experiences of being in this space.



Behind the Build

People & Process




“The Quest Learning Observatory wasn’t a construction project assigned to architects and designers – it was a shared vision, co-created by many key stakeholders.”

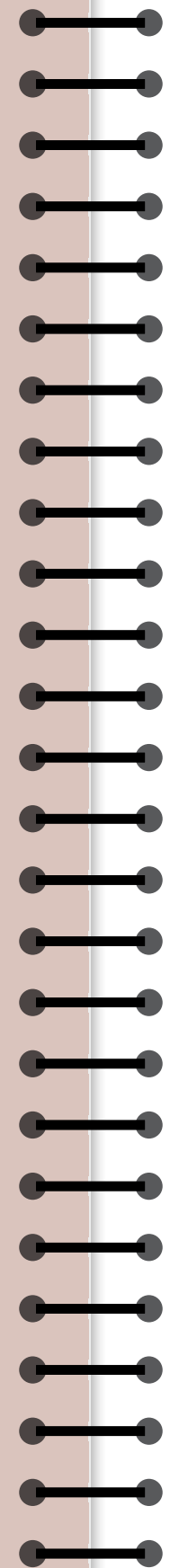
What we see today as QLO is the outcome of immersive collaboration, elaborate discussions, and a shared dream to build a space that embodies the true essence of learning: organic, adaptive, and sustainable.

From the beginning, QLO was intended to teach by being, as in, to reflect the values all aligned with: curiosity, regeneration, and a revered balance with nature. That vision came alive through the remarkable people who built it and made it whole.

The external partners who brought the floor plans and the drawings alive have been just as integral for QLO to become what it is today.

*Learning Observatory
as a physical space /
a container /
a platform.*





People & Process

“The Quest Learning Observatory wasn’t a construction project assigned to architects and designers –it was a shared vision, co-created by many key stakeholders.”

What we see today as QLO is the outcome of immersive collaboration, elaborate discussions, and a shared dream to build a space that embodies the true essence of learning: organic, adaptive, and sustainable.

From the beginning, QLO was intended to teach by being, as in, to reflect the values all aligned with: curiosity, regeneration, and a revered balance with nature. That vision came alive through the remarkable people who built it and made it whole.

The external partners who brought the floor plans and the drawings alive have been just as integral for QLO to become what it is today.

Good Earth managed the architecture and construction, anchoring QLO in a landscape that wasn't just vast, but also asymmetrical.

The Busride Design Studio shaped the interiors and experiences, translating ideas of learning and play into actual, on-ground form.

Smarter Dharma guided the roadmap for our sustainability systems and technology, helping us walk the talk on our core philosophy of net-zero practices.

“QLO is a living model of circular design — a space that heals, adapts, and learns.”


Ananas helped create permaculture-inspired landscaping, especially the garden while studying the local ecology, flora and fauna

Oorja designed and implemented alternate cooling systems that keep the building cool, comfortable and efficient.

Ecrú worked on the textile selections spread across the expanses of QLO, staying committed to their ethos of producing eco-friendly and socially responsible high-quality fabric that is also economically viable.

Hunnarshala, with their ideology rooted in people-centric, environment friendly, artisan-based approaches, brought in the expertise of Kutch artisans for lime plastering work on the walls.

Juzar Buildingwala provided all the reclaimed wood from an 80-year-old ship from Alang in Gujarat, the world's largest ship recycling facility, for some of the floorboards and in the stairway.





Shilly Joseph and his team who did all the fabrication work for the space

Fernando Velho managed all the carpentry work to give new form to the furniture, by restoring discarded pieces from Chor Bazaar, Shivajinagar, as well as using some of the wood from the ship wreckage.

Nia Thandapani conceptualized and designed the signage and brand identity, bringing the space alive with interactive elements, fonts and colour.

See Design Notes across this publication for insights from our collaborators

Evidently, every material used in QLO tells a story: right from the sun-baked bricks made from the site's own mud, to the tiles infused with carbon waste. The larger canvas of QLO is much more than the sum of these little fragments, and each one is a small act of renewal, of regeneration.

A popular aspect of QLO is Connecting the Dots, a poetry-in-motion data sculpture, made of 44 Channapatna toys that brings Bangalore's weather to life, a gentle reminder that data can be felt, as much as seen. This was brought to life by **Studio 13°77°**.

Beginning with the Quest team, who drafted the overall vision, connecting the dots between design and purpose, tweaking and fine-tuning its form every step of the way, the Quest team members who held it altogether were:

Gauri Sanghi who was the orchestrator of the vision, working with internal and external stakeholders to translate it into action.

Mithali Konety who worked closely to manage various partners, bringing all the details into action.

Ramesh Balu who worked on the site operations, being present at odd hours to ensure that everything was running smoothly.

Aravind Thunga and Boban Baby who worked closely with various suppliers and partners from a procurement perspective.

Venugopal Thiupalpad who oversaw all the contracts and financial aspects of the space.

Namrata Agarwal who was the sounding board and partnership builder, to bring grants and donations for the space.

Aakash Sethi who held the vision and concept with the team.

Many of the Quest team members who brought their ideas, creativity to co-create various experiences to life by engaging in various brainstorming sessions.



QLO is a living, breathing ecosystem, one that continues to evolve through its people, whether they've been behind the scenes or at the forefront. The hope is that everyone who walks in feels the same spirit of learning, trust, courage, and possibility that built it.



